



Glossary

TYPE

Flat

Designed to provide comfort and pressure redistribution to residents with minimal positioning needs.

Wedge

Designed to be thicker in the front and thinner in the back to prevent residents from thrusting or sliding forward. Wedge cushions are made for more active residents who have moderate pressure redistribution and positioning management needs.

Contour

Encourage proper leg alignment through the included leg adductors and medial thigh separator, eventually reducing potential hip rotation and increasing resident comfort.

Air

Adjustable inflation customizes fit to each resident's unique needs, making it ideal for advanced pressure management. Cushion must be maintained properly to ensure that the air chambers and mechanisms are functioning in optimal condition.

MATERIAL

Foam

Suggested for: Basic pressure management

- Basic pressure redistribution and support
- Lightweight
- Highly resilient
- Urethane composition
- Highly compressible, which may not optimize pressure redistribution

Gel

Suggested for: Moderate pressure management

- Gels are moderate conductors of heat and have a high heat capacity
- The thermal properties of gels are able to dissipate metabolic heat and do so for a long time
- Beneficial in warm environments if effective water vapor and sweat removal can be assured
- In cold environments or for individuals who have difficulty staying warm, gel cushions make additional demands of the metabolic system

Visco Foam

Also known as visco-elastic foam or memory foam, this material offers:

- Excellent envelopment and immersion
- Softens in reaction to body heat
- Polyurethane composition
- Low-resiliency

PVC

Delivers a high level of skin protection and stability. These cushions also supply a proper amount of postural support.

Neoprene Rubber

Sets the standard for skin protection and performance.

- Can be patched to extend use
- Machine washable
- Easily cleaned with soap and water
- Flame resistant

COVER

An important component in the success or failure of any prescribed cushion. The type of cover often depends on the priorities of the positioning therapy including incontinence protection, immersion, envelopment, air flow, and skin integrity. There are a wide variety of cover types:

Two-way stretch

Enables cushion cells to conform to the individual's body shape without diminishing product effectiveness or therapeutic value.

Four-way stretch

Designed to maximize comfort, pressure redistribution, and therapeutic value.

Multi-directional stretch

Alleviates pressure on bony prominences and provides optimal skin protection.

Antimicrobial solace

Designed for pressure relief and comfort. Solace is fluid-proof, antimicrobial, and soft to the touch.

Important Information

Resident Evaluation for Proper Fit

When evaluating residents vulnerable to pressure ulcers, it is important to assess:





- Their sensation level
- If any clinical conditions exist that might place them at higher than normal risk
- Whether they regularly relieve tissue stresses through movement
- If the resident produces high localized stresses over bony prominences
- If they are subject to heat and moisture accumulation
- Their sitting posture, trunk stability, and skin conditions



Our exclusive ReliaCare wheelchair cushions meet CAL #117 requirements and offer soft, even support for excellent pressure redistribution and maximum comfort. ReliaCare cushions mold to a user's contour, increasing seating surface area for superior support.

See our full-line Catalog V64, pages 1651-1653, and our Healthcare Catalog V9, pages 22-24, for our complete selection.



BRAND	PRODUCT NAME	TYPE	MATERIAL	WEIGHT CAPACITY	WIDTH	DEPTH	THICKNESS	COVER	FREE DELIVERY	PART #
 	Wheelchair Cushion	Flat	Foam	250 Lbs	18"	16"	3"	Multi-Directional Stretch, Fluid-Resistant	Yes, Next-Day	680294
	Wheelchair Cushion	Flat	Foam	250 Lbs	20"	16"	3"	Multi-Directional Stretch, Fluid-Resistant	Yes, Next-Day	680295
	Wheelchair Cushion	Flat	Foam	400 Lbs	22"	18"	3"	Multi-Directional Stretch, Fluid-Resistant	Yes, Next-Day	680296
	Wheelchair Cushion	Flat	Gel	275 Lbs	18"	16"	3"	Multi-Directional Stretch, Fluid-Resistant	Yes, Next-Day	680297
	Wheelchair Cushion	Flat	Gel	275 Lbs	20"	16"	3"	Multi-Directional Stretch, Fluid-Resistant	Yes, Next-Day	680298
	Wheelchair Cushion	Contour	Foam	250 Lbs	18"	16"	2"	Four-Way Stretch, Fluid-Resistant	Yes, Next-Day	680303
	Wheelchair Cushion	Contour	Foam	250 Lbs	20"	16"	2"	Four-Way Stretch, Fluid-Resistant	Yes, Next-Day	680304
	Wheelchair Cushion	Contour	Gel	500 Lbs	18"	16"	3"	Four-Way Stretch, Fluid-Resistant	Yes, Next-Day	680306
	Wheelchair Cushion	Contour	Gel	500 Lbs	20"	16"	3"	Four-Way Stretch, Fluid-Resistant	Yes, Next-Day	680601
	Wheelchair Cushion	Contour	Gel	500 Lbs	22"	18"	3"	Four-Way Stretch, Fluid-Resistant	Yes, Next-Day	680602
	Wheelchair Cushion	Wedge	Foam	250 Lbs	18"	16"	3" Front, 1" Back	Multi-Directional Stretch	Yes, Next-Day	680300
	Wheelchair Cushion	Wedge	Foam	250 Lbs	20"	16"	3" Front, 1" Back	Multi-Directional Stretch	Yes, Next-Day	680301
	Wheelchair Cushion	Flat	Visco Foam	250 Lbs	18"	16"	3"	Antimicrobial Solace	Yes, Next-Day	680505
	Wheelchair Cushion	Flat	Visco Foam	250 Lbs	20"	16"	3"	Antimicrobial Solace	Yes, Next-Day	680510
	Wheelchair Cushion	Flat	Gel	250 Lbs	18"	16"	2"	Antimicrobial Solace	Yes, Next-Day	680550
	Wheelchair Cushion	Flat	Gel	250 Lbs	20"	16"	2"	Antimicrobial Solace	Yes, Next-Day	680555
	Wheelchair Cushion	Flat	Gel	250 Lbs	18"	16"	3"	Antimicrobial Solace	Yes, Next-Day	680565
	Wheelchair Cushion	Flat	Gel	250 Lbs	20"	16"	3"	Antimicrobial Solace	Yes, Next-Day	680570
	Saddle Cushion	Contour	Foam	250 Lbs	18"	16"	3-1/2"	Antimicrobial Solace	Yes, Next-Day	680450
	Saddle Cushion	Contour	Foam	250 Lbs	18"	18"	3-1/2"	Antimicrobial Solace	Yes, Next-Day	680445
	Saddle Cushion	Contour	Foam	250 Lbs	20"	18"	3-1/2"	Antimicrobial Solace	Yes, Next-Day	680440
	Saddle Cushion	Contour	Foam	250 Lbs	22"	18"	3-1/2"	Antimicrobial Solace	Yes, Next-Day	680435
	Mosaic Wheelchair Cushion	Air	PVC	250 Lbs	16"	16"	2"	Two-Way Stretch, Polyester Knit Top Layer With Fluid-Proof Barrier	Yes, Next-Day	680662
	Mosaic Wheelchair Cushion	Air	PVC	250 Lbs	18"	16"	2"	Two-Way Stretch, Polyester Knit Top Layer With Fluid-Proof Barrier	Yes, Next-Day	680663
	Mosaic Wheelchair Cushion	Air	PVC	250 Lbs	18"	18"	2"	Two-Way Stretch, Polyester Knit Top Layer With Fluid-Proof Barrier	Yes, Next-Day	680664
	High-Profile Wheelchair Cushion	Air	Neoprene Rubber	Unlimited	18"	16"	4"	Two-Way Stretch, Polyester Knit Top Layer With Fluid-Proof Barrier	Yes, Next-Day	680651
	High-Profile Wheelchair Cushion	Air	Neoprene Rubber	Unlimited	18"	18"	4"	Two-Way Stretch, Polyester Knit Top Layer With Fluid-Proof Barrier	Yes, Next-Day	680652
	High-Profile Wheelchair Cushion	Air	Neoprene Rubber	Unlimited	20"	16"	4"	Two-Way Stretch, Polyester Knit Top Layer With Fluid-Proof Barrier	Yes, Next-Day	679430
	High-Profile Wheelchair Cushion	Air	Neoprene Rubber	Unlimited	20"	18"	4"	Two-Way Stretch, Polyester Knit Top Layer With Fluid-Proof Barrier	Yes, Next-Day	679431