

# all-season comfort

2011 GE Zoneline<sup>®</sup> packaged terminal air conditioners  
the most energy-efficient packaged terminal air conditioners in the industry





# Zonline<sup>®</sup>. Efficient, quiet and reliable.

Zonline Packaged Terminal Air Conditioners provide year-round comfort with individual heating and cooling temperature controls. Zonline units are extremely quiet – and designed to fit a wide range of applications, making them the ideal choice for hotels and motels, office buildings and apartments. Standard on all models is our exclusive GE<sup>®</sup> “Superseal” system, which reduces air infiltration and increases both comfort and efficiency. For superior humidity control, Dry Air 25 Series models remove 25% more moisture from the air than standard GE packaged terminal air conditioners. Plus, all Zonline units now use R-410A refrigerant which is compliant with 2010 U.S. Environmental Protection Agency requirements for the phase-out of ozone-depleting compounds.



## Zonline® features and benefits



### Energy-efficient

GE Zonelines are the most energy-efficient packaged terminal air conditioners and heat pumps in the industry, which results in lower operating costs.

### R-410A refrigerant

These models use R-410A refrigerant, which is not harmful to the earth's ozone layer. R-410A meets 2010 U.S. Environmental Protection Agency requirements for the phase-out of ozone depleting hydrochlorofluorocarbons (HCFCs) found in the older R-22 refrigerant.



### Cross-flow blower

Cross-flow blowers have a unique cylindrical shape which causes the air to move and respond with equal power, but with less noise than traditional fans.

### Electronic touch controls

Zonline® units are equipped with microcomputer touch controls. This feature gives the user better control over the temperature with a touch pad and an LED readout.

### Electronic temperature limiting

Heating and cooling temperatures may be electronically limited on all series to prevent expensive over-cooling or over-heating. Heating and cooling limits are independently set so seasonal adjustment is unnecessary.



### The Dry Air 25

The Dry Air 25 Series uses GE's exclusive patented DinH® Dehumidifier Heat Pipe from Heat Pipe Technology, Inc. This innovative technology enables the Dry Air 25 to remove 25% more moisture from the air than standard GE packaged terminal air conditioners. The Dry Air 25 is perfect for high-humidity climates. Available on 7000, 9000 and 12000 BTU models.




### Freeze Sentinel™

All Zoneline units are equipped with Freeze Sentinel to provide protection against damage caused by freezing temperatures in unoccupied rooms, regardless of unit setting.



### Heat Sentinel

Provides automatic protection against over-heating by switching on the unit to cool should the temperature of an unoccupied room reach 85°F.



### Optional corrosion treatment

Zoneline units can be ordered with special treatment to reduce the effects of corrosive environments. Special treatments are placed on the outdoor coil and other components to extend the life of the unit.

## Easy installation and flexibility of design

Zonline® units are designed with innovative, universal components, and offer even greater installation flexibility than ever, whether in new construction, renovation or for replacement of old units. Unless specified by code, they require no sub-base and may be installed flush with finished floor. All models are adaptable to remote and central desk control. Zonline units may even be placed in unusual locations, such as transom or common-area installations. The Deluxe line offers flexibility to meet each zone application.



### Deluxe 4100 series cooling with resistance heat


- Most energy-efficient packaged terminal air conditioner in the industry
- R-410A refrigerant
  - R-410A meets 2010 U.S. Environmental Protection Agency requirements for the phase-out of ozone-depleting hydrochlorofluorocarbons (HCFCs) found in the older R-22 refrigerant.
- Digital controls
  - LED temperature display
  - Easy temperature selection
  - Tactile touch pads
- Two fan motors
  - Improved quiet sound levels
  - Higher efficiency
- Electronic temperature limiting
  - Helps reduce operating costs
- Optional corrosion treatment
  - Reduces the effects of coastal environments
- Freeze Sentinel™
  - Protects unoccupied rooms from damage by freezing temperatures
- Heat Sentinel
  - Reduces excessive temperatures in unoccupied room
- GE-exclusive Superseal
  - Increased room comfort
  - Energy savings
- Upfront filters
  - Ease of cleaning
  - Long-lasting nylon mesh
- Central desk control compatibility
- Remote thermostat capability
- Smartfan
  - Fan cycle operation based on heat/cool selection
- Cross-flow blower

### Deluxe Dry Air 25 series cooling with resistance heat

- Includes all features of 4100 series, plus:
- Removes 25% more moisture from the air than standard GE packaged terminal air conditioners
  - Dehumidifies air in less time than standard Zonline models
  - Maintains comfort at slightly higher room temperatures
    - Helps reduce operating costs
    - Provides comfort without over-cooling
  - Corrosion treatment is standard
  - Heat pipe is a separate sealed refrigerant system
    - No mechanical parts
    - No special maintenance required
  - Helps maintain lower relative humidity in rooms
  - Best suited for humid climates

### Deluxe 6100 series cooling with heat pump and resistance heat

- Includes all features of 4100 series, plus:
- Most energy-efficient packaged terminal heat pump in the industry
  - Reverse cycle heating
    - Energy savings over electric resistance heat
    - Significantly lower operating costs
  - Heat pump operation down to 25°F outdoor temperature
  - Three-stage thermostat for quicker heat recovery
  - Optional factory-installed internal condensate removal (ICR)
    - Minimizes need for drain systems
  - Heat pump and resistance heat can operate together
    - Better room comfort
  - Reverse cycle defrost
    - Extends heat pump operation
    - May help lower operating costs
  - Electric resistance heat lockout
    - Lowers operating costs by restricting electric heat operation when outdoor temperature is above 46°F.



**Grille options**

**Extruded aluminum:**  
RAG67 (Shown)

**Stamped aluminum grille**  
RAG60

**Exterior architectural louvers**  
**Durable polycarbonate:**  
RAG61 (Warm Grey Beige)  
RAG62 (Maple)  
RAG63 (Bittersweet Chocolate)

**Retrofit kits (not shown)**  
**RAK901L** - Wall Case Insulation kit

**RAK40** - Deflector Kit to adapt chassis for use with existing exterior architectural louvered grilles

**Requires power connection kit**

Grille

Chassis

Features	Resistance heat		Heat pump
	Deluxe 4100 Series	Deluxe Dry Air 25	Deluxe 6100 Series
Refrigerant type	R-410A	R-410A	R-410A
Highly featured microcomputer controls	Standard	Standard	Standard
Tactile touch pad controls with LED	Standard	Standard	Standard
Universal heaters	Standard	Standard	Standard
Solid-state thermostat	Standard	Standard	Standard
3-position vent control	Standard	Standard	Standard
Upfront filter (interchangeable)	Standard	Standard	Standard
Automatic indoor frost control	Standard	Standard	Standard
Sleep function	Standard	Standard	Standard
Corrosion-treated chassis	Optional	Standard	Optional
2-position discharge grille	Standard	Standard	Standard
Cross-flow blower	Standard	Standard	Standard
Fan motors	2	2	2
"SmartFan" Fan cycle control	Standard	Standard	Standard
Fan Only setting – 2-speed	Hi/Low	Hi/Low	Hi/Low
Indoor fan speed	Hi/Low	Hi/Low	Hi/Low
Cool & heat only settings	Hi/Low/Auto	Hi/Low/Auto	Hi/Low/Auto
Freeze Sentinel™	Standard	Standard	Standard
Heat Sentinel	Standard	Standard	Standard
Temperature limiting	Electronic 7-step	Electronic 7-step	Electronic 7-step
Remote thermostat compatibility	Standard	Standard	Standard
Central desk control compatibility	Standard	Standard	Standard
Automatic emergency heat	Standard	Standard	Standard
Auto power recovery	Standard	Standard	Standard
Staged heating	–	–	3-stage
Heat pump with resistance heat back-up	–	–	Standard
Heat pump with supplemental resistance heat	–	–	Standard
Electric resistance heat lock-out	–	–	Standard
Heat pump defrost system	–	–	Reverse cycle
Internal condensate removal (ICR)*	–	–	Optional
Quick heat recovery	–	–	Standard

\*Not for use in corrosive environments

## Deluxe models

4100 series and Dry Air 25 series – heat/cool units

6100 series – heat pump unit

Highly featured microcomputer controls

### The Dry Air 25

The Dry Air 25 features innovative technology from Heat Pipe Technology, Inc., an addition which enables this unit to remove 25% more moisture from the air than standard GE Zonline® models. The Dry Air 25 system, Heat Pipe, is a hermetically sealed heat transfer surface that is saddlebagged around the indoor coil (evaporator) of the Zonline. This coil arrangement will transfer heat from one coil to another without power consumption. This assembly uses R-410A as the refrigerant and is isolated from the regular Zonline refrigerant circuit.

As warm humid air is pulled through the pre-cool section of the Heat Pipe, the heat removed from the air is absorbed by the refrigerant, causing the refrigerant to boil. As the pre-cooled air passes through the Zonline evaporator, the air is further cooled (colder than it would be normally), removing 25% more moisture from the air than standard GE packaged terminal air conditioners.

As the cold air passes through the reheat section of the Heat Pipe, the refrigerant condenses and the liquid flows back to the pre-cool section to be reheated again. The air discharged into the room by this process is much drier, creating a more comfortable room condition.

### Special corrosion-protected units

To help extend the life of the Zonline unit in seacoast areas, units may be ordered with a special corrosion protection treatment on outdoor components. Zonline units with optional corrosion protection have a “C” in the 10th character of the model number.

### Internal condensate removal

Available on the 6100 heat pumps, this feature drips the heat pump condensate over the warm indoor coil to help dissipate water from heat pump operation and associated defrost cycles. The installation of an internal or external drain system is recommended if no dripping of condensate to the outdoors is desired. ICR must not be installed in seacoast or corrosive applications.



**Cross-flow blower**  
Has a cylindrical shape which causes the air to move and respond with equal power, but with less noise than traditional fans.

**Central desk control compatible**  
Ability to turn the unit “on” or “off” from a remote location.

**Two fan motors**  
(not visible)  
Separate motors for indoor and outdoor fans to assure quiet operation.

**Reversible louver**  
(not shown)  
May be reversed to provide an air discharge angle of 40 or 50 degrees off vertical with the simple removal of six screws.

**Solid-state thermostat control**  
Provides better room temperature control vs. electromechanical temperature control device.

**Freeze Sentinel™**  
Provides automatic protection against freezing by switching on the unit to heat should the temperature of an unoccupied room drop to 41°F.

**Heat Sentinel**  
Provides automatic protection against over-heating by switching on the unit to cool should the temperature of an unoccupied room reach 85°F.

**Auto frost control**  
A special sensor monitors the roomside coil to prevent efficiency-robbing accumulation of frost during cooling operation.

**GE Dry Air 25**  
(not shown)  
Innovative technology from Heat Pipe Technology, Inc enables the DryAir 25 to remove 25% more moisture from the air than standard GE packaged terminal air conditioners.

**Easy-access filter**  
(not shown)  
Two upfront interchangeable filters are part of roomside cabinet for easy access and maintenance.





**Electronic temperature limiting**  
Preset cooling and heating limits with 7 independent cooling and 7 heating limits—saves energy by preventing over-cooling or over-heating of rooms.

**Reverse cycle defrost (not shown)**  
Solid-state sensor monitors frost build-up on outdoor coil. When frost is detected, the refrigerant flow is reversed to melt frost build-up. When completed, the refrigerant is reversed to the normal energy-saving heat pump operation for additional heat pump operating hours.

**Universal power cord**  
Flexibility of heat applications. All Zonelines contain a bank of 3 heaters.

**"Smartfan" fan cycle selection**  
Select fan cycle or fan continuous independently for heating and cooling.

**Remote control compatible**  
Ability to be controlled by a wall-mounted thermostat with high or low fan speed.


**Rotary compressor**  
Fewer moving parts than reciprocating models for quiet, reliable operation and longer life.

**Touch pad controls**  
With electronic control temperature display. Gives the user finer control over the temperature.

**3-Position vent control (not shown)**  
Opens vent. Provides up to 75 cfm of outdoor air. The closed position saves energy by recirculating conditioned room air.

### Wall sleeve dimensions

Heavy-gauge galvanized steel with a baked enamel finish for outstanding protection and appearance.



#### **RAB71A wall sleeve**

Heavy-gauge galvanized steel, with insulation.  
A-42", B-13 3/4", C-16"

#### **RAB77A4 wall sleeve (shown above)**

Molded SMC fiberglass-reinforced polyester compound.  
A-42 1/8", B-13 7/8", C-16 1/4"

### Wall opening dimensions

Add 1/4" to A and C dimensions for all cutout sizes.

RAB71A 16 1/4" min. H. x 42 1/4" min. W.

RAB71A available in 16", 24", 28" and 31" depths.

RAB77A4 16 1/2" min. H. x 42 3/8" min. W.

### Electrical connection

230/208 volt units may be plugged into a receptacle. 265 volt units are provided with a junction box and require direct connection. (NEC Requires 265V Direct Connection.) See Architects and Engineers Design Data Manual for electrical connection information including use of sub-base for direct-connected units. Installation must comply with local electrical codes and regulations.

### Ducted applications

6100 and 4100 series can be used with ductwork to heat or cool more than one room. RAK6052 Duct Adapter is applied to top of case over air discharge. RAK601 Duct Extension is applied to right or left of adapter.

For additional information on ducted applications, including special adapters for replacement units, refer to Architects and Engineers Design Data Manual.

# Receptacles/Sub-bases



**Tandem**  
230/208V 15 Amp  
NEMA6-15R



**Perpendicular**  
230/208V 20 Amp  
NEMA6-20R



**Large tandem**  
230/208V 30 Amp  
NEMA6-30R



**265V 15 Amp**  
NEMA7-15R



**265V 20 Amp**  
NEMA7-20R;  
receptacle used  
On 265V sub-base  
GE0720-3



**265V 30 Amp**  
NEMA7-30R;  
receptacle used  
On 265V sub-base  
GE073

Sub-bases							
	RAK204U	RAK204D15P	RAK204D20P	RAK204D30P	RAK204E15	RAK204E20	RAK204E30
Voltage	N/A	230/208	230/208	230/208	265	265	265
Amps	N/A	15	20	30	15	20	30
Receptacle	N/A	NEMA6-20R	NEMA6-20R	NEMA6-30R	NEMA7-15R	NEMA7-20R	NEMA7-30R

230/208 Volt sub-bases include appropriate power cord kit.

265 Volt units are to be direct connected. Cordset through enclosed chaseway into interior sub-base receptacle meets the NEC requirements.

## Power connection kits are required on all Zoneline® chassis (see chart below).


The correct kit for the installation is determined by the voltage and amperage of the electrical circuit and the means of connecting the unit to the building wiring. If the unit is to be plugged into a receptacle, a line cord kit would be used; if the unit is to be permanently connected, a permanent connection kit would be used. 265 volt cord set units must be installed in compliance with National Electrical Code®.

### Power connection kits

Required on all models.  
See specification sheet  
for heater KW and branch  
circuit ampacity.



RAK3153A/3203A/3303A  
230/208 volt line cord  
connection kit



RAK4157/4207/4307  
230/208 volt universal  
power supply kit



RAK5157/5207/5307  
265 volt universal power  
supply kit

230/208 volt		Line cord connected units		
LCDI Power Connection Kit	RAK3153A	RAK3203A	RAK3303A	
Heater KW	2.4/2.32	3.3/3.2	4.7/4.53	
Watts	2,400/2,320	3,300/3,200	4,700/4,530*	
BTUH	8,150/7,900	11,200/10,900	16,000/15,450	
Amps	11.0/11.6	15.1/16.0	21.2/22.4	
Min. circuit amps	15	20	30	
Recommended protective device	15 amp time delay fuse or breaker	20 amp time delay fuse or breaker	30 amp time delay fuse or breaker	

265 volt Permanent connected units** (Cord set)		
RAK5172	RAK5202	RAK5302
2.4	3.4	4.8
2,400	3,400	4,800*
8,150	11,550	16,350
9.6	13.3	18.6
15	20	30
15 amp time delay fuse	20 amp time delay fuse	30 amp time delay fuse

230/208 volt		Direct connection kit†		
	RAK4157	RAK4207	RAK4307	
Heater KW	2.4/2.32	3.3/3.2	4.7/4.53	
Watts	2,400/2,320	3,300/3,200	4,700/4,530*	
BTUH	8,150/7,900	11,200/10,900	16,000/15,450	
Amps	11.0/11.6	15.1/16.0	21.2/22.4	
Min. circuit amps	15	20	30	
Recommended protective device	15 amp time delay fuse or breaker	20 amp time delay fuse or breaker	30 amp time delay fuse or breaker	

265 volt Direct connection kit†		
RAK5157	RAK5207	RAK5307
2.4	3.4	4.8
2,400	3,400	4,800*
8,150	11,550	16,350
9.6	13.3	18.6
15	20	30
15 amp time delay fuse	20 amp time delay fuse	30 amp time delay fuse

\*Wattage not available with 7,000 BTU systems

\*\*To be used with sub-base

†To be used with sub-base or connection to building wiring

Specifications subject to change.

# Preliminary specifications

230/208V Models	Deluxe series – cooling & electric heat				Dry Air 25		
	4100 series units				Dry Air 25		
	AZ41E07D	AZ41E09D	AZ41E12D	AZ41E15D	AZ41E07DAP	AZ41E09DAP	AZ41E12DAP
<b>Capacity</b>							
Cooling BTUH	7,300/7,100	9,700/9,600	11,800/11,600	14,700/14,500	6,800/6,600	9,300/9,100	11,200/11,000
EER (BTU/Watt)	12.8/12.8	12.1/12.1	11.8/11.8	10.6/10.6	12.2/12.2	11.8/11.8	11.3/11.3
Dehumidification Pts/Hr	1.7	2.7	3.5	4.6	2.3	3.4	4.4
<b>Features</b>							
Refrigerant type	R-410A	R-410A	R-410A	R-410A	R-410A	R-410A	R-410A
CFM, indoor fan high	290	340	420	409	220	280	330
CFM, indoor fan low	218	229	323	324	190	208	270
Vent CFM (full open/partial open)	50/40	70/45	75/45	75/45	50/40	70/45	75/45
<b>Power/Ratings</b>							
Power factor	89%	93%	93%	90%/92%	86%/87%	92%	92%
Sensible heat ratio @ 230 volts	80%	75%	70%	70%	60%	60%	60%
Watts	570/555	805/795	1000/985	1390/1370	555/540	790/770	995/975
Cooling Amperes, F.L.	2.8/3.0	3.6/3.9	4.7/5.1	6.7/7.2	2.8/3.0	3.6/3.9	4.7/5.1
Amperes, L.R.	190	210	295	310	190	210	295
<b>Weight (Net/Ship)</b>	89.5/102.5	99.9/112.9	99.4/112.4	100.3/113.3	97.0/110.0	105.2/118.2	105.4/118.4

265V Models	AZ41E07E	AZ41E09E	AZ41E12E	AZ41E15E	AZ41E07EAP	AZ41E09EAP	AZ41E12EAP
<b>Capacity</b>							
Cooling BTUH	7,300	9,800	11,800	14,700	6,800	9,400	11,200
EER (BTU/Watt)	12.8	12.1	11.8	10.6	12.2	11.8	11.3
Dehumidification Pts/Hr	1.7	2.7	3.5	4.6	2.3	3.4	4.4
<b>Features</b>							
CFM, indoor fan high	290	340	420	406	220	280	330
CFM, indoor fan low	215	229	323	324	190	208	270
Vent CFM (full open/partial open)	50/40	70/45	75/45	75/45	50/40	70/45	75/45
<b>Power/Ratings</b>							
Power factor	90%	91%	92%	92%	87%	90%	92%
Sensible heat ratio @ 265 volts	80%	75%	70%	70%	60%	60%	60%
Watts	570	810	1000	1390	555	800	995
Cooling Amperes, F.L.	2.4	3.2	4.1	5.7	2.4	3.2	4.1
Amperes, L.R.	120	165	235	260	120	165	235
<b>Weight (Net/Ship)</b>	91.3/104.3	101.2/114.2	99.9/112.9	101.0/114.0	97.4/110.5	104.9/117.9	108.0/121.0

230/208V Models	Deluxe series – heat pump units**			
	6100 series units			
	AZ61H07D	AZ61H09D	AZ61H12D	AZ61H15D
<b>Capacity</b>				
Cooling BTUH	7,200/7,000	9,400/9,200	11,800/11,600	14,800/14,600
EER (BTU/Watt)	13.2/13.2	12.7/12.7	12.1/12.1	11.2/11.2
Dehumidification Pts/Hr	1.7	2.7	3.5	4.5
<b>Features</b>				
Refrigerant type	R-410A	R-410A	R-410A	R-410A
CFM, indoor fan high	340	360	370	370
CFM, indoor fan low	194	212	284	290
Vent CFM (full open/partial open)	50/40	70/45	75/45	75/45
<b>Power/Ratings</b>				
Power factor	91%	92%	92%	91%/92%
Sensible heat ratio @ 230 volts	85%	75%	70%	65%
Cooling Watts	545/530	740/725	975/960	1,325/1,305
Cooling Amperes, F.L.	2.6/2.8	3.5/3.8	4.6/5.0	6.3/6.8
Amperes, L.R.	190	210	295	310
Reverse cycle heat BTUH	6,400/6,200	8,300/8,100	10,600/10,400	14,000/13,900
COP	4.0/4.0	3.8/3.8	3.7/3.7	3.3/3.3
Heating Watts	470/455	645/630	850/835	1,245/1,235
Heating Amperes	2.2/2.4	3.1/3.3	4.1/4.5	5.8/6.3
<b>Weight (Net/Ship)</b>	94.1/107.1	101.4/114.4	102.1/115.1	100.8/113.8

265V Models	AZ61H07E	AZ61H09E	AZ61H12E	AZ61H15E
<b>Capacity</b>				
Cooling BTUH	7,200	9,400	11,800	14,800
EER (BTU/Watt)	13.2	12.7	12.1	11.2
Dehumidification Pts/Hr	1.7	2.7	3.5	4.5
<b>Features</b>				
Refrigerant type	R-410A	R-410A	R-410A	R-410A
CFM, indoor fan high	340	360	370	370
CFM, indoor fan low	194	211	284	290
Vent CFM (full open/partial open)	50/40	70/45	75/45	75/45
<b>Power/Ratings</b>				
Power factor	94%	90%	92%	93%
Sensible heat ratio @ 265 volts	85%	75%	70%	65%
Cooling Watts	545	740	975	1,325
Cooling Amperes, F.L.	2.2	3.1	4.0	5.4
Amperes, L.R.	120	165	235	260
Reverse cycle heat BTUH	6,400	8,300	10,600	14,000
COP	4.0	3.8	3.7	3.3
Heating Watts	470	645	850	1,245
Heating Amperes	2.0	2.7	3.6	5.0
<b>Weight (Net/Ship)*</b>	94.6/107.6	103.6/116.6	103.6/116.6	104.3/117.3

\*ICR adds 3 pounds to unit weight  
 \*\*Corrosion model BTUH and watts may vary.

Specifications subject to change.

## Zonline® chassis nomenclature

The Zonline® chassis is identified by a model number defining the type of unit, cooling capacity, electrical information and optional features included on the unit. When specifying or ordering the Zonline chassis, use of this nomenclature will assure receiving the correct unit.

A	Z	6	1	H	1	2	D	A	D
<b>Zonline packaged terminal chassis</b>	<b>Chassis series</b> 41=deluxe line cool/electric heat 61=deluxe line heat pump		<b>Nominal cooling capacity*</b> 07=7,000 BTUH cooling 09=9,000 BTUH cooling 12=12,000 BTUH cooling 15=15,000 BTUH cooling *Approximate—see product specs for actual performance.			<b>Universal power connection</b>			
	<b>Unit type</b> E=cooling with electric resistance heat H=heat pump with electric resistance heat		<b>Voltage/Phase/Frequency</b> D=230/208 Volt, single phase, 60 Hz E=265 Volt, single phase, 60 Hz			<b>Special Features</b> B=base unit C=corrosion treated D=internal condensate removal (ICR) system (heat pump models only) (not for coastal areas) P=Dry Air 25			

## Zonline limited warranty\*

### What is covered

#### Limited one-year warranty

For one year from the date of the original purchase, GE will repair or replace any part of the air conditioner which fails due to a defect in materials or workmanship. During this limited one-year warranty, GE will provide, free of charge, all labor and related service costs to repair or replace the defective part.

#### Limited five-year warranty

For five years from the date of the original purchase, GE will repair or replace the Sealed Refrigerating System if any part of the Sealed Refrigerating System (the compressor, condenser, evaporator, and all connecting tubing) should fail due to a defect in materials or workmanship. During this limited five-year warranty, GE will provide, free of charge, all labor and related service costs to repair or replace the defective part.

#### Limited second through fifth year parts warranty

From the second through the fifth year from the date of the original purchase, GE will replace the Fan Motors, Switches, Thermostat, Heater, Heater Protectors, Compressor Overload, Solenoids, Circuit Boards, Auxiliary Controls, Thermistors, Freeze Sentinel, Frost Controls, ICR Pump, Capacitors, Varistors and Indoor Blower Bearing, if any of these parts should fail due to a defect in materials or workmanship. During this additional four-year limited warranty, you will be responsible for any labor and related service costs.

\*See written warranty for details



Listed by Underwriters Laboratories.



For detailed information on operating specifications, installation data and accessories, see the GE Zonline Architects and Engineers Design Data Manual.



## 100 years of innovation and we're just getting started

For more than a century, GE has been committed to producing innovative products that change the way people live. The result of thorough research and rigorous testing, GE appliances are designed for years of dependable performance. Today, the GE tradition of quality and innovation continues.

GE  
Appliances  
Appliance Park  
Louisville, KY 40225  
geappliances.com  
zonline.com

GE has a policy of continuous improvement of its products and reserves the right to change materials and specifications without notice.

© 2011 General Electric Company  
Pub. No. 20-X021 PC66783