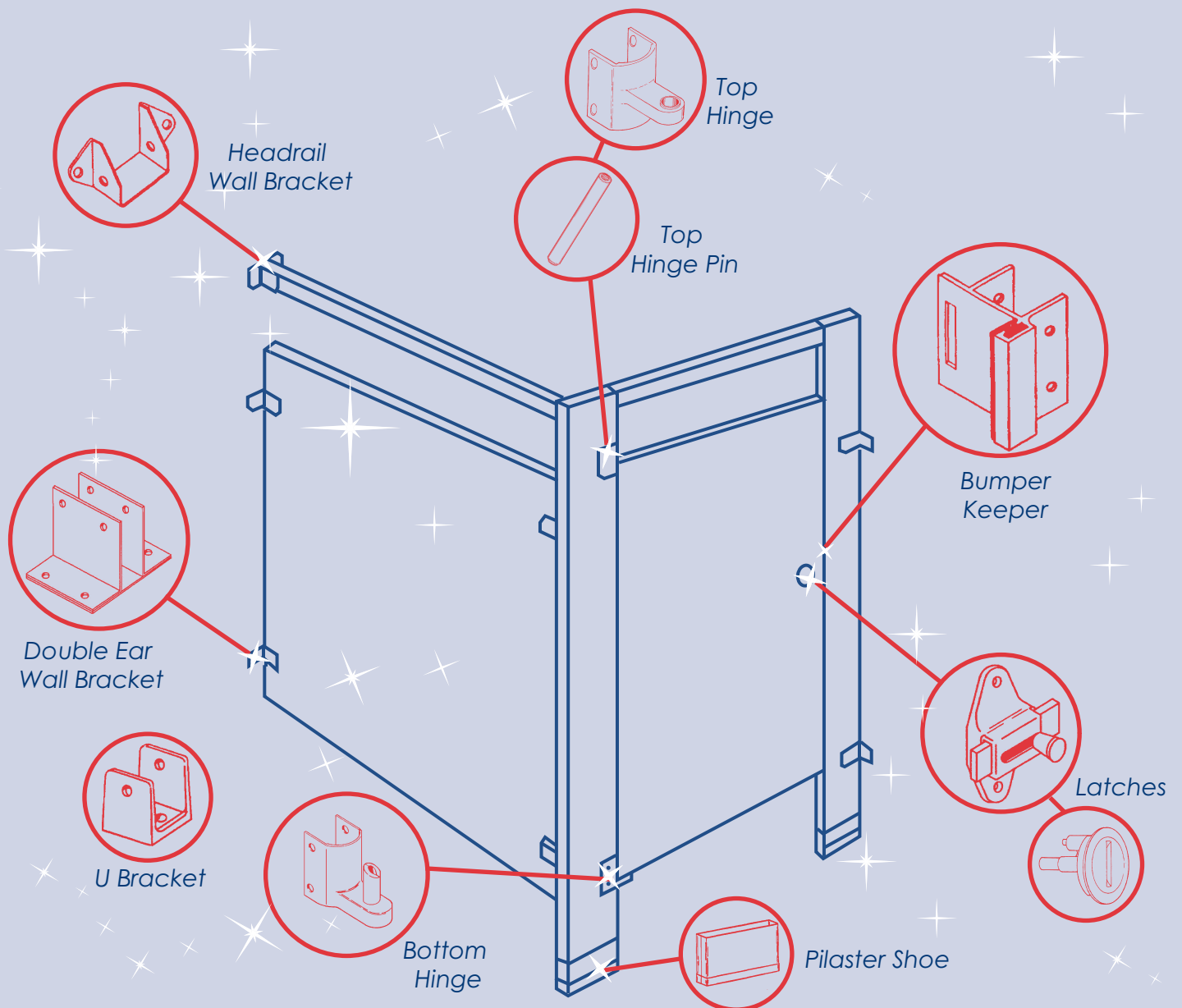


# strybuc

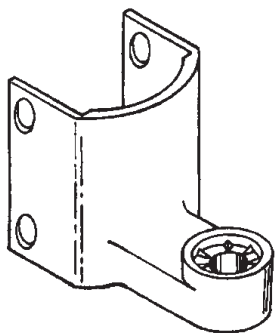
INDUSTRIES

## Toilet Partition Hardware



[www.strybuc.com](http://www.strybuc.com)

PHILADELPHIA 1-800-352-0800 24 hour fax: 610-534-3202 MIAMI 1-800-352-9541 24 hour fax: 305-887-3050

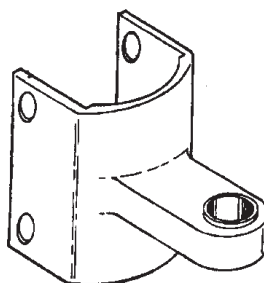


**91-225 / 512-215**

**BOTTOM HINGE**

*About the product:* Chrome plated zamac warp around hinge is used on metal doors. Mounts on a 1-1/4" round edge pilaster. Holes are 1-1/2" on center. Comes with 3/8" x 1" bolt. "A" dimension is 1-3/16".

*Related parts:* 512-214, 512-078, 512-310, 531-020, 531-185, 531-406



**91-225T / 512-214**

**TOP HINGE**

*About the product:* Chrome plated zamac warp around hinge is used on metal doors. Mounts on a 1-1/4" round edge pilaster. Holes are 1-1/2" on center. "A" dimension is 1-3/16".

*Related parts:* 512-215, 512-304, 531-020, 531-185, 531-406



**91-226 / 512-304**

**METAL HINGE PIN**

*About the product:* 3/8" OD x 2-7/8" long aluminum pin has heat treated spring to secure door. Top is tapped with 12-24 thread for easy removal and installation.

*Related parts:* 512-214

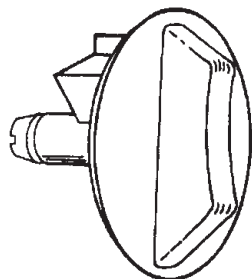


**91-227 / 512-220**

**SLIDE BOLT**

*About the product:* 1/2" OD chrome plated slide bolt is used on metal doors. Snap ring is included.

*Related parts:* 512-103, 512-333, 512-104



**91-200K / 512-103**

**LATCH KNOB**

*About the product:* Chrome plated heavy duty zamac casting is used on the interior compartment to secure door. Snaps into 512-333 latch cover.

*Related parts:* 512-333, 512-220, 512-104

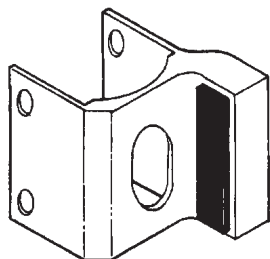


**91-200C / 512-333**

**LATCH COVER**

*About the product:* Chrome plated heavy duty zamac casting is used on the exterior compartment as an emergency release on the door. Snaps into 512-103 latch knob.

*Related parts:* 512-103, 512-220, 512-104

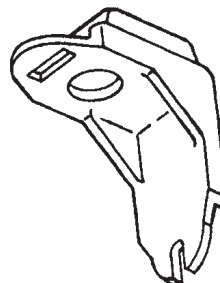


**91-228 / 512-104**

**BUMPER KEEPER**

*About the product:* Chrome plated zamac bumper keeper is reversible to accommodate either an in swinging or outswinging door with round bar concealed latch. Fits on a 1-1/4" round edge pilaster. Holes are 1-1/2" on center.

*Related parts:* 512-103, 512-333, 512-220, 531-020, 531-185, 531-406



**91-229 / 512-310**

**DOOR CLOSURE CAP**

*About the product:* Nylon door closure cap fits a 1" metal door.

*Related parts:* 512-215, 512-078, 512-280



**91-230 / 512-078**

**PINTLE**

*About the product:* 3/4" OD one piece molded nylon pintle. Bottom is tapped for a 3/8" bolt.

*Related parts:* 512-215, 512-310, 512-280

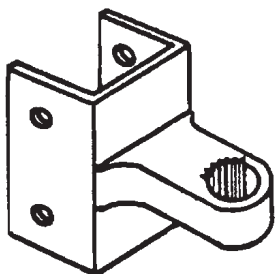


**91-231 / 512-280**

**TOP CAM**

*About the product:* One piece molded top cam for use with 512-078 pintle.

*Related parts:* 512-215, 512-310, 512-078



**91-240 / 512-202**  
**TOP AND BOTTOM HINGE BRACKET**

*About the product:* Chrome plated zamac wrap around hinge mounts on a 1-1/4" square edge pilaster. Holes are 1-1/2" on center. Used as both the top and bottom hinge of same door.

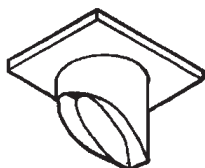
*Related parts:* 512-203, 512-216, 512-311, 531-020, 531-185, 531-406



**512-311**  
**NYLON HINGE PIN**

*About the product:* 3/8" OD x 4-1/4" long nylon hinge pin. Top is tapped with 12-24 thread for easy removal and installation.

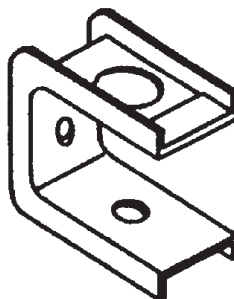
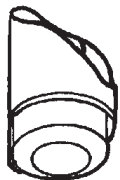
*Related parts:* 512-202, 512-216



**91-193 / 512-216**  
**CAM AND PINTLE SET**

*About the product:* Set includes one each nylon cam and pintle.

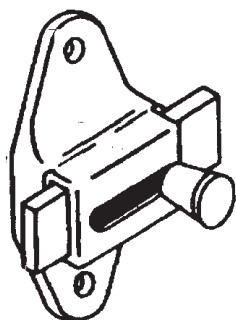
*Related parts:* 512-215, 512-078



**91-224 / 512-203**  
**TOP DOOR TRIM**

*About the product:* Chrome plated zamac housing fits a 1" square edge door. "A" dimension is 2-1/4" and "B" dimension is 2-1/8".


*Related parts:* 512-216, 512-201



**91-4 / 512-010**  
**SLIDE LATCH**

*About the product:* Chrome plated zamac slide latch is surface mounted with 3-1/2" hole centers.


*Related parts:* 512-039, 512-123, 531-020, 531-021, 531-406



**91-26 / 512-123**  
**BUMPER KEEPER**

*About the product:* Chrome plated zamac bumper keeper is used with inswinging doors that have a surface mounted slide latch. Fits a 1-1/4" square edge pilaster. Holes are 1-1/2" on center.

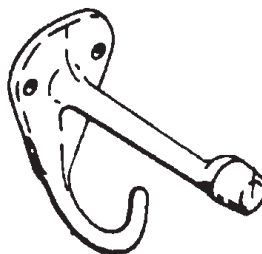
*Related parts:* 512-010, 512-039, 531-020, 531-185, 531-406



**91-78 / 512-039**  
**BUMPER**

*About the product:* Chrome plated zamac bumper is used with outswinging doors that have a surface mounted slide latch. Fits a 1-1/4" square edge pilaster. Holes are 1-1/2" on center.


*Related parts:* 512-010, 531-020, 531-185, 531-406



**91-6 / 512-055**  
**BUMPER HOOK**


*About the product:* Chrome plated zamac combination door bumper and coat hook is used on both round or square edge inswinging door.

**ONE WAY SHOULDER SCREWS**  
**CHROME PLATED**

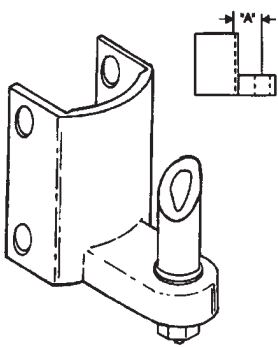


<u>PART NUMBER</u>	<u>SIZE OF THREAD</u>	<u>SCREW LENGTH</u>
531-556	10-24	1/2"
20-292 / 531-523	10-24	3/4"
20-291 / 531-436	10-24	15/16"
531-036	10-24	1-1/16"
20-187 / 531-020	10-24	1-3/16"
20-281 / 531-479	10-24	1-5/16"

**ONE WAY BARREL NUTS**  
**CHROME PLATED**



<u>PART NUMBER</u>	<u>SIZE OF THREAD</u>	<u>SCREW LENGTH</u>
20-186 / 531-021	10-24	1/2"
20-293 / 531-185	10-24	5/8"

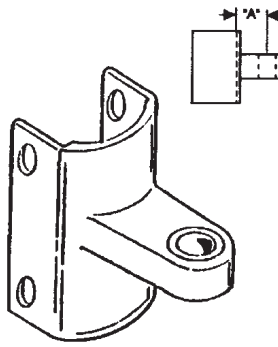


**91-185A / 512-124**

**BOTTOM HINGE**

**About the product:** Chrome plated zamac wrap around hinge is used on metal doors. Mounts on a 1-1/4" round edge pilaster. Holes are 1-1/2" on center. Comes with 1/2" pintle. "A" dimension is 1-3/16".

**Related parts:** 512-312, 512-185, 512-314, 531-020, 531-185, 531-406



**91-2 / 512-312**

**TOP HINGE**

**About the product:** Chrome plated zamac wrap around hinge is used on metal doors. Mounts on a 1-1/4" round edge pilaster. Holes are 1-1/2" on center. "A" dimension is 1-3/16".

**Related parts:** 512-124, 512-313, 531-020, 531-185, 531-406

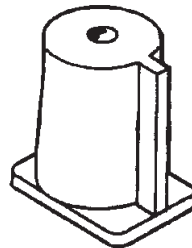


**91-1 / 512-313**

**METAL HINGE PIN**

**About the product:** 5/16" OD x 2-7/8" long chrome plated steel pin has knurled top to secure door. Top is tapped with 10-24 thread for easy removal and installation.

**Related parts:** 512-312



**91-191 / 512-314**

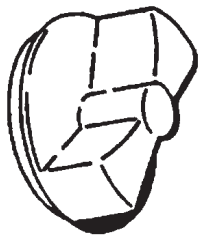
**NYLON CAM**

**About the product:** Round nylon keylock cam for 1/2" OD pintle.

**Related parts:** 512-185, 512-316

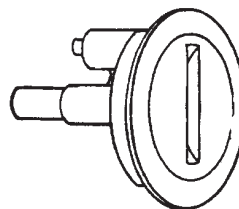
**91-8 / 512-013 & 512-014**

**LATCH KNOB AND COVER**



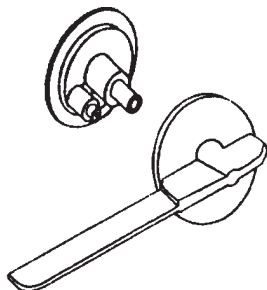
**About the product:** Chrome plated heavy duty zamac casting is used on the interior compartment to secure door. Snaps into 512-014 latch cover.

**Related parts:** 512-014, 512-106, 512-004



**About the product:** Chrome plated heavy duty zamac casting is used on the exterior compartment as an emergency release on the door. Snaps into 512-013 latch knob.


**Related parts:** 512-013, 512-106, 512-004



**91-251 / 512-239**  
**CONCEALED LATCH  
KNOB SET**

**About the product:** Chrome plated zamac knob set is for use on a metal door with a concealed slide latch. Complies with A.D.A.


**Related parts:** 512-04, 512-378, 512-106



**91-129 / 512-106**  
**CONCEALED LATCH  
ASSEMBLY**

**About the product:** 2 Piece zamac casting is 3-5/16" long. Used on metal doors to secure door to pilaster.

**Related parts:** 512-013, 512-014, 512-183, 512-184, 512-207, 512-371



**91-5 / 512-004**

**BUMPER KEEPER**

**About the product:** Chrome plated zamac bumper keeper can be reversed to accommodate either an inswinging or outswinging door with a round bar concealed latch. Fits on a 1-1/4" round edge pilaster.

**Related parts:** 512-013, 512-014, 512-106, 531-020, 531-185, 531-406

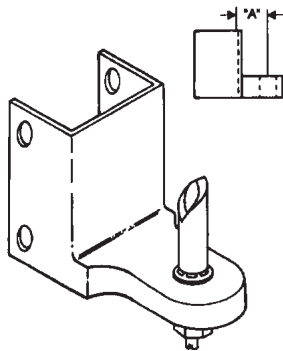


**91-102B / 512-185**

**PINTLE**

**About the product:** 1/2" round pintle is molded to a knurled corrosion proof steel shaft. Complete with lock washers and nut.

**Related parts:** 512-186, 512-314

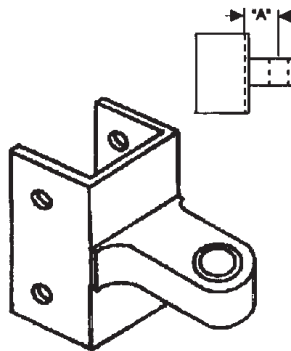


**91-178 / 512-179**

**BOTTOM HINGE**

*About the product:* Chrome plated zamac wrap around hinge mounts on a 1-1/2" square edge pilaster. Holes are 1-1/2" on center. Comes with a 5/8" pintle. "A" dimension is 1-1/4".

*Related parts:* 512-526, 512-185, 512-314, 512-316, 531-020, 531-185, 531-406

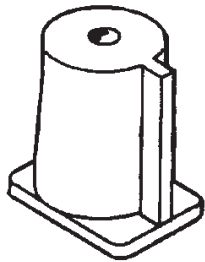


**91-179 / 512-526**

**TOP HINGE**

*About the product:* Chrome plated zamac wrap around hinge mounts on a 1-1/2" square edge pilaster. Holes are 1-1/2" on center. "A" dimension is 1-1/4".

*Related parts:* 512-179, 512-158, 512-315, 531-020, 531-185, 531-406

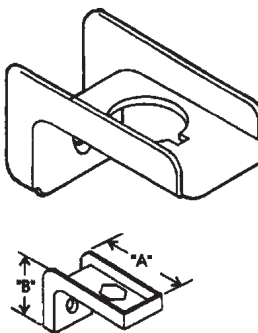


**91-191 / 512-314**

**NYLON CAM**

*About the product:* Round nylon keylock cam for 1/2" OD pintle.

*Related parts:* 512-185, 512-316



**91-73 / 512-316**

**CAM HOUSING**

*About the product:* Chrome plated zamac housing fits a 1" square edge door. "A" dimension is 2-5/16" and "B" dimension is 1-3/16".

*Related parts:* 512-314, 512-185

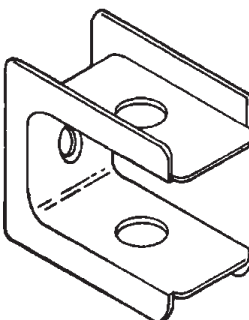


**91-149 / 512-158**

**METAL HINGE PIN**

*About the product:* 3/8" OD x 3-1/2" long metal hinge pin. Top is tapped with 12-24 thread for easy removal and installation.

*Related parts:* 512-526, 512-315

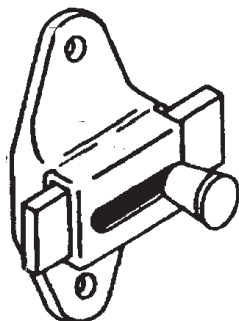


**91-249 / 512-315**

**TOP DOOR TRIM**

*About the product:* Chrome plated zamac housing fits a 1" square edge door. "A" dimension is 2-1/8" and "B" dimension is 1-7/8".

*Related parts:* 512-313




**91-4 / 512-010**

**SLIDE LATCH**

*About the product:* Chrome plated zamac slide latch is surface mounted with 3-1/2" hole centers.

*Related parts:* 512-017, 512-123, 512-019, 512-020, 512-077, 512-100, 531-020, 531-021, 531-406



**91-26 / 512-123**

**BUMPER KEEPER**

*About the product:* Chrome plated zamac bumper keeper is used with inswinging doors that have a surface mounted slide latch. Fits a 1-1/4" square edge pilaster. Holes are 1-1/2" on center.

*Related parts:* 512-010, 512-009, 531-020, 531-185, 531-406

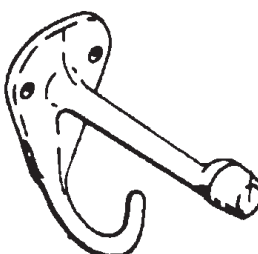


**91-102B / 512-185**

**PINTLE**

*About the product:* 1/2" round pintle is molded to a knurled corrosion proof steel shaft. Complete with lock washers and nut.

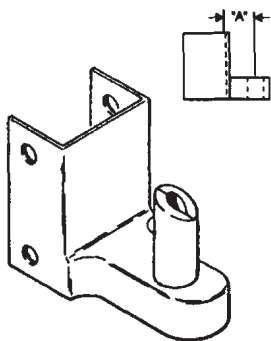
*Related parts:* 512-186, 512-314



**91-6 / 512-055**

**BUMPER HOOK**

*About the product:* Chrome plated zamac combination door bumper and coat hook is used on both round or square edge inswinging door.

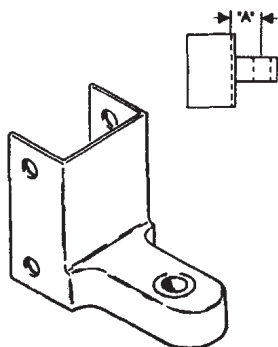


**91-376 / 512-008**

**BOTTOM HINGE**

*About the product:* Chrome plated zamac wrap around hinge mounts on a 1-1/4" square edge pilaster. Holes are 1-1/2" on center. Comes with 5/8" pintle. "A" dimension is 1-1/4".

*Related parts:* 512-027, 512-054, 512-156, 512-151, 531-020, 531-185, 531-406



**91-24 / 512-027**

**TOP HINGE**

*About the product:* Chrome plated zamac wrap around hinge mounts on a 1-1/4" square edge pilaster. Holes are 1-1/2" on center. "A" dimension is 1-1/4".

*Related parts:* 512-008, 512-213, 512-150, 531-020, 531-185, 531-406

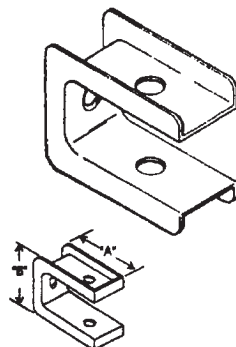


**91-268 / 512-213**

**METAL HINGE PIN**

*About the product:* 7/16" OD x 3-3/8" long chrome plated steel pin has push point bottom to secure door. Top is tapped with 10-24 thread for easy removal and installation.

*Related parts:* 512-312



**91-72 / 512-150**

**TOP DOOR TRIM**

*About the product:* Chrome plated zamac housing fits a 1" square edge door. "A" dimension is 2-5/16" and "B" dimension is 1-5/8".

*Related parts:* 512-213, 512-027

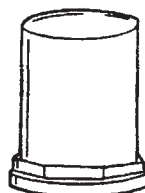


**91-148 / 512-054**

**PINTLE**

*About the product:* 5/8" round pintle is molded to a knurled corrosion proof steel shaft. Complete with lock washers and nut.

*Related parts:* 512-156, 512-151

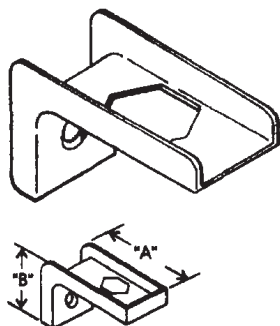


**91-113 / 512-156**

**NYLON CAM**

*About the product:* Round nylon cam for 5/8" OD pintle.

*Related parts:* 512-054, 512-151

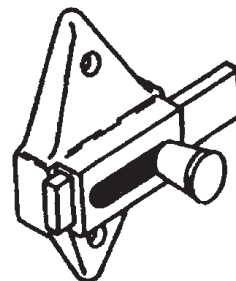


**91-117 / 512-151**

**CAM HOUSING**

*About the product:* Chrome plated zamac housing fits a 1" square edge door. "A" dimension is 2-1/4" and "B" dimension is 1-1/8".

*Related parts:* 512-156, 512-054




**91-79 / 512-009**

**SLIDE LATCH**

*About the product:* Chrome plated zamac slide latch is surface mounted with 2-3/4" hole centers.

*Related parts:* 512-039, 512-123, 531-018, 531-019, 531-488




**91-26 / 512-123**

**BUMPER KEEPER**

*About the product:* Chrome plated zamac bumper keeper is used with inswinging doors that have a surface mounted slide latch. Fits on a 1-1/4" square edge pilaster. Holes are 1-1/2" on center.

*Related parts:* 512-009, 531-020, 531-185, 531-406



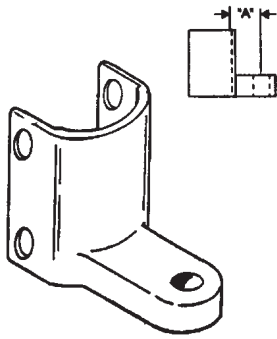
**91-78 / 512-039**

**BUMPER**

*About the product:* Chrome plated zamac bumper is used with outswinging doors that have a surface mounted slide latch. Fits on a 1-1/4" square edge pilaster. Holes are 1-1/2" on center.

*Related parts:* 512-009, 531-020, 531-185, 531-406



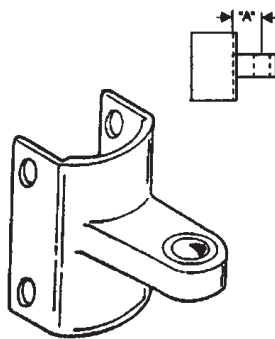


**91-185 / 512-170**

**BOTTOM HINGE**

**About the product:** Chrome plated zamac wrap around hinge is used on metal doors. Mounts on a 1-1/4" round edge pilaster. Holes are 1-1/2" on center. "A" dimension is 1-7/64".

**Related parts:** 512-171, 512-182, 512-169, 531-020, 531-185, 531-406



**91-186 / 512-171**

**TOP HINGE**

**About the product:** Chrome plated zamac wrap around hinge is used on metal doors. Mounts on a 1-1/4" round edge pilaster. Holes are 1-1/2" on center. "A" dimension is 1-7/64".

**Related parts:** 512-170, 512-032, 531-020, 531-185, 531-406

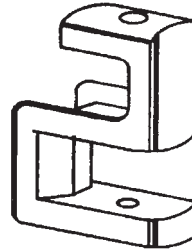


**512-032**

**METAL HINGE PIN**

**About the product:** 3/8" OD x 3" long chrome plated steel pin has 5/16" threaded stem to secure door. Top is slotted for easy removal and installation.

**Related parts:** 512-171

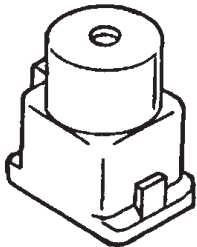


**91-377/512-248**

**TOP DOOR TRIM**

**About the product:** Heavy duty chrome plated zamac top door trim fits 1" steel door.

**Related parts:** 512-032

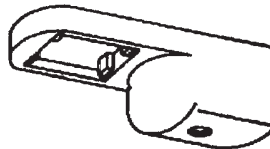


**91-189 / 512-084**

**NYLON CAM**

**About the product:** Square nylon unshaved cam for 5/8" OD pintle.

**Related parts:** 512-054, 512-151

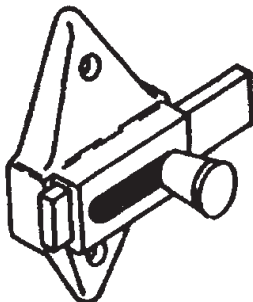


**900-14906 / 512-182**

**CAM HOUSING**

**About the product:** Heavy duty zamac cam housing fits 1" steel door.

**Related parts:** 512-169, 512-170



**91-79 / 512-009**

**SLIDE LATCH**

**About the product:** Chrome plated zamac slide latch is surface mounted with 2-3/4" hole centers.

**Related parts:** 512-039, 512-123, 531-018, 531-019, 531-488




**900-10535 / 512-019**

**KEEPER**

**About the product:** Chrome plated zamac keeper is used with inswinging doors that have a surface mounted slide latch. Mounts on any thickness pilaster, square or round edge. Holes are 1-1/2" on center.

**Related parts:** 512-020, 512-010, 512-009, 512-360, 512-247

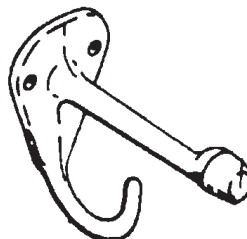


**91-82 / 512-020**

**BUMPER**

**About the product:** Chrome plated zamac bumper is used with inswinging or outswinging doors. Mounts on any thickness pilaster, square or round edge. Holes are 1-1/2" on center.

**Related parts:** 512-019, 512-023, 512-009, 512-010, 512-011



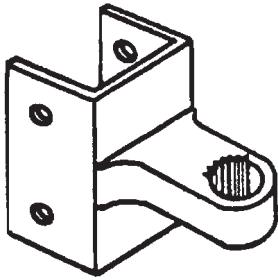
**91-6 / 512-055**

**BUMPER HOOK**

**About the product:** Chrome plated zamac combination door bumper and coat hook is used on both round or square edge inswinging door.

**91-240 / 512-202**

**TOP AND BOTTOM HINGE BRACKET**



*About the product:* Chrome plated zamac wrap around hinge mounts on a 1-1/4" square edge pilaster. Holes are 1-1/2" on center. Used as both the top and bottom hinge of same door.

*Related parts:* 512-201, 512-203, 512-216, 512-311, 531-020, 531-185, 531-406

**512-311**

**NYLON HINGE PIN**

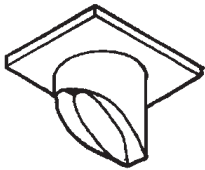


*About the product:* 3/8" OD x 4-1/4" long nylon hinge pin. Top is tapped with 12-24 thread for easy removal and installation.

*Related parts:* 512-202, 512-216

**91-193 / 512-216**

**CAM AND PINTLE SET**

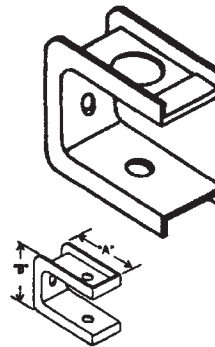


*About the product:* Set includes one each nylon cam and pintle.

*Related parts:* 512-202, 512-203

**91-224 / 512-203**

**TOP DOOR TRIM**

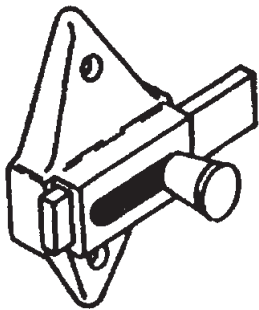


*About the product:* Chrome plated zamac housing fits a 1" square edge door. "A" dimension is 2-1/4" and "B" dimension is 2-1/8".

*Related parts:* 512-216, 512-201

**91-79 / 512-009**

**SLIDE LATCH**




*About the product:* Chrome plated zamac slide latch is surface mounted with 2-3/4" hole centers.

*Related parts:* 512-039, 512-123, 531-018, 531-019, 531-488

**91-26 / 512-123**

**BUMBER KEEPER**

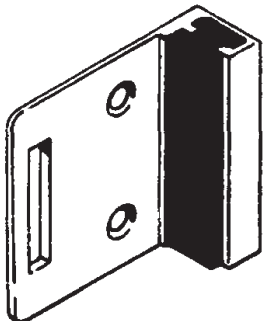


*About the product:* Chrome plated zamac bumper keeper is used with inswinging doors that have a surface mounted slide latch. Fits a 1-1/4" square edge pilaster. Holes are 1-1/2" on center.

*Related parts:* 512-010, 512-039, 531-020, 531-185, 531-406

**91-135 / 512-100**

**BUMPER KEEPER**

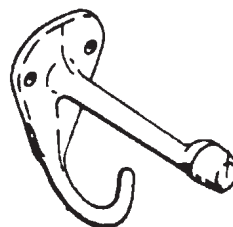


*About the product:* Chrome plated zamac bumper keeper is used with an inswinging door that has a surface mounted slide latch. Mounts on any flat surface. Holes are 1-1/2" on center.

*Related parts:* 512-171, 512-182, 512-169, 531-020, 531-185, 531-406

**91-6 / 512-055**


**BUMPER HOOK**



*About the product:* Chrome plated zamac combination door bumper and coat hook is used on both round or square edge inswinging door.

**91-130 / 512-225**

**CONCEALED LATCH SET**




*About the product:* Chrome plated zamac knob set has 3/8" OD straight bar. For use on laminated partitions.

*Related parts:* 512-238

**91-133 / 512-238**

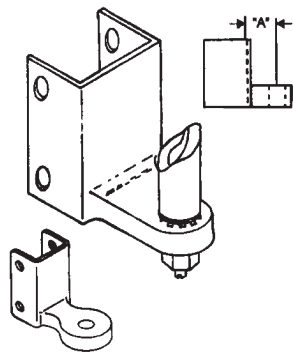
**BUMPER**



*About the product:* Chrome plated zamac bumper keeper can be reversed to accommodate an inswinging or outswinging door with a round bar concealed latch. Fits on a 1-1/4" square edge pilaster. Holes are 1-1/2" on center.

*Related parts:* 512-012, 512-236, 512-368, 531-020, 531-185, 531-406

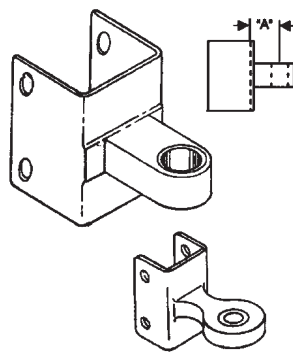




**91-176 / 512-059**  
**BOTTOM HINGE**

*About the product:* Chrome plated zamac wrap around hinge mounts on a 1-1/4" square edge pilaster. Holes are 1-1/2" on center. Comes with a 5/8" pintle. "A" dimension is 1-9/32".

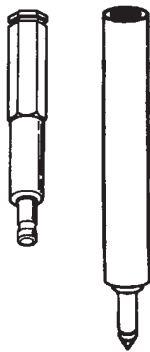
*Related parts:* 512-058, 512-054, 512-140, 531-020, 531-185, 531-406



**91-177 / 512-058**  
**TOP HINGE**

*About the product:* Chrome plated zamac wrap around hinge mounts on a 1-1/4" square edge pilaster. Holes are 1-1/2" on center. "A" dimension is 1-9/32".

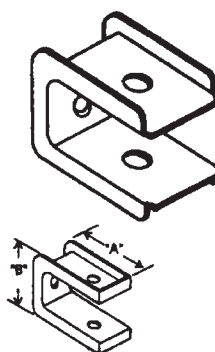
*Related parts:* 512-059, 512-188, 512-409, 531-020, 531-185, 531-406



**91-268 / 512-213**  
**METAL HINGE PIN**

*About the product:* 7/16" OD x 3-3/8" long chrome plated steel pin has push point bottom to secure door. Top is tapped with 10-24 thread for easy removal and installation.

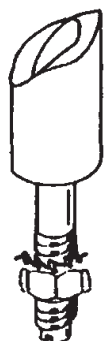
*Related parts:* 512-058, 512-409



**512-409**  
**TOP DOOR TRIM**

*About the product:* Chrome plated zamac housing fits a 1" square edge door. "A" dimension is 2-1/4" and "B" dimension is 1-1/8".

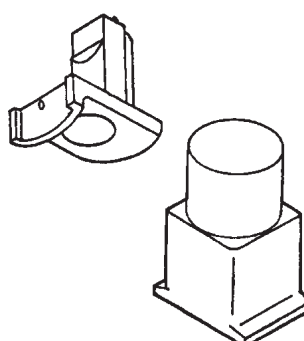
*Related parts:* 512-058, 512-213



**91-148 / 512-054**  
**PINTLE**

*About the product:* 5/8" round pintle is molded to a knurled corrosion proof steel shaft. Complete with lock washers and nut.

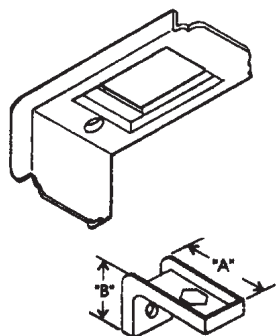
*Related parts:* 512-156, 512-151



**91-190 / 512-140**  
**NYLON CAM**

*About the product:* Square nylon shaved cam for 5/8" OD pintle.

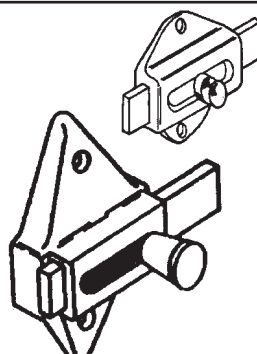
*Related parts:* 512-054, 512-395



**91-250 / 512-395**  
**CAM HOUSING**

*About the product:* Chrome plated zamac housing fits a 1" square edge door. "A" dimension is 2-1/8" and "B" dimension is 3/4".


*Related parts:* 512-140, 512-054



**91-79 / 512-009**  
**SLIDE LATCH**

*About the product:* Chrome plated zamac slide latch is surface mounted with 2-3/4" hole centers.


*Related parts:* 512-039, 512-123, 531-020, 531-021, 531-406



**91-26 / 512-123**  
**BUMPER KEEPER**

*About the product:* Chrome plated zamac bumper keeper is used with inswinging doors that have a surface mounted slide latch. Fits on a 1-1/4" square edge pilaster. Holes are 1-1/2" on center.

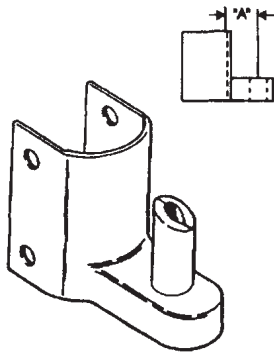
*Related parts:* 512-039, 512-009, 531-020, 531-185, 531-406



**91-78 / 512-039**  
**BUMPER**

*About the product:* Chrome plated zamac bumper is used with outswinging doors that have a surface mounted slide latch. Fits on a 1-1/4" square edge pilaster. Holes are 1-1/2" on center.

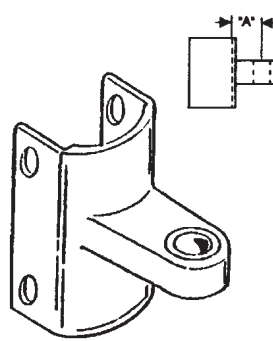
*Related parts:* 512-123, 512-009, 531-020, 531-185, 531-406



**91-3 / 512-025**  
**BOTTOM HINGE**

**About the product:** Chrome plated zamac wrap around hinge is used on metal doors. Mounts on a 1-1/4" round edge pilaster. Holes are 1-1/2" on center. Comes with a 5/8" pintle. "A" dimension is 1-5/32".

**Related parts:** 512-099, 512-054, 512-084, 531-020, 531-185



**91-2 / 512-099**  
**TOP HINGE**

**About the product:** Chrome plated zamac wrap around hinge is used on metal doors. Mounts on a 1-1/4" round edge pilaster. Holes are 1-1/2" on center. "A" dimension is 1-5/64".

**Related parts:** 512-025, 512-115, 531-020, 531-185



**91-150S / 512-115**  
**METAL HINGE PIN**

**About the product:** 3/8" OD x 3-5/8" long chrome plated steel pin has 5/16" threaded stem to secure door. Top is slotted for easy removal and installation.

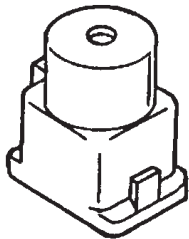
**Related parts:** 512-099



**91-148 / 512-054**  
**PINTLE**

**About the product:** 5/8" round pintle is molded to a knurled corrosion proof steel shaft. Complete with lock washers and nut.


**Related parts:** 512-156, 512-151



**91-189 / 512-084**  
**NYLON CAM**

**About the product:** Square nylon unshaved cam for 5/8" OD pintle.

**Related parts:** 512-054, 512-025

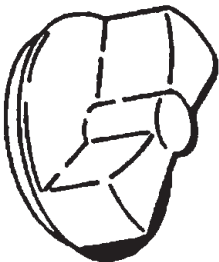


**91-129 / 512-106**  
**CONCEALED LATCH ASSEMBLY**

**About the product:** 2 Piece zamac casting is 3-5/16" long. Used on metal doors to secure door to pilaster.

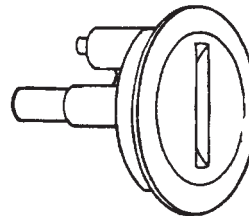
**Related parts:** 512-013, 512-014, 512-004

**91-8 / 512-013 & 512-014**  
**LATCH KNOB AND COVER**




**About the product:** Chrome plated heavy duty zamac casting is used on the interior compartment to secure door. Snaps into 512-014 latch cover.

**Related parts:** 512-014, 512-106, 512-004



**About the product:** Chrome plated heavy duty zamac casting is used on the exterior compartment as an emergency release on the door. Snaps into 512-013 latch knob.

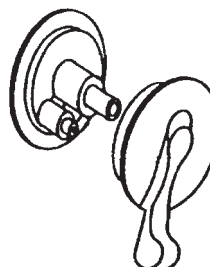
**Related parts:** 512-013, 512-106, 512-004



**91-5 / 512-004**  
**BUMPER KEEPER**

**About the product:** Chrome plated zamac bumper keeper can be reversed to accommodate either an inswinging or outswinging door with a round bar concealed latch. Fits on a 1-1/4" round edge pilaster.

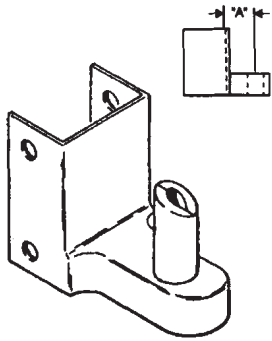
**Related parts:** 512-013, 512-014, 512-106, 531-020, 531-185, 531-406



**91-330 / 512-240**  
**CONCEALED LATCH SET**

**About the product:** Chrome plated zamac knob set for use on metal partitions. Complies with A.D.A.

**Related parts:** 512-013, 512-014, 512-004

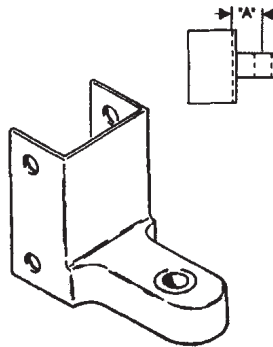


**91-376 / 512-008**

**BOTTOM HINGE**

*About the product:* Chrome plated zamac wrap around hinge mounts on a 1-1/4" square edge pilaster. Holes are 1-1/2" on center. Comes with 5/8" pintle. "A" dimension is 1-1/4".

*Related parts:* 512-027, 512-185, 512-186, 512-408, 531-020, 531-185, 531-406



**91-24 / 512-027**

**TOP HINGE**

*About the product:* Chrome plated zamac wrap around hinge mounts on a 1-1/4" square edge pilaster. Holes are 1-1/2" on center. "A" dimension is 1-1/4".

*Related parts:* 512-008, 512-427, 512-410, 531-020, 531-185, 531-406

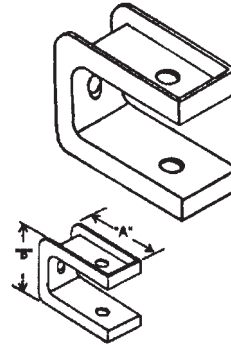


**91-281 / 512-427**

**METAL HINGE PIN**

*About the product:* 7/32" OD x 3-1/4" long chrome plated steel pin has knurled up to secure door.

*Related parts:* 512-410

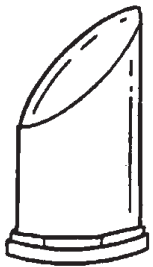


**91-154 / 512-410**

**TOP DOOR TRIM**

*About the product:* Chrome plated zamac housing fits a 7/8" square edge door. "A" dimension is 2-5/16" and "B" dimension is 1-5/8".

*Related parts:* 512-216, 512-201



**91-114 / 512-186**

**NYLON CAM**

*About the product:* Round nylon cam for 1/2" OD pintle.

*Related parts:* 512-185, 512-408

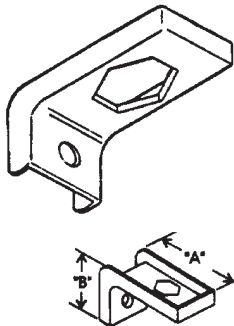


**91-102B / 512-185**

**PINTLE**

*About the product:* 1/2" round pintle is molded to a knurled corrosion proof steel shaft. Complete with lock washers and nut.

*Related parts:* 512-186, 512-408

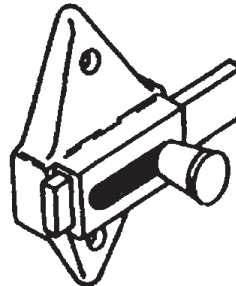


**512-408**

**CAM HOUSING**

*About the product:* Chrome plated zamac housing fits a 7/8" square edge door. "A" dimension is 2-1/4" and "B" dimension is 1-3/16".

*Related parts:* 512-186, 512-185




**91-79 / 512-009**

**SLIDE LATCH**

*About the product:* Chrome plated zamac slide latch is surface mounted with 2-3/4" hole centers.

*Related parts:* 512-039, 512-123, 531-018, 531-019, 531-488




**91-26 / 512-123**

**BUMPER KEEPER**

*About the product:* Chrome plated zamac bumper keeper is used with inswinging doors that have a surface mounted slide latch. Fits on a 1-1/4" square edge pilaster. Holes are 1-1/2" on center.

*Related parts:* 512-009, 531-020, 531-185, 531-406

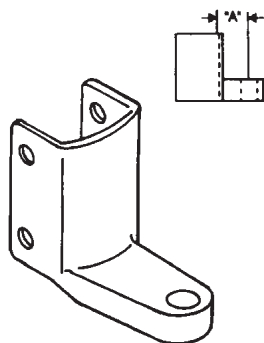


**91-78 / 512-039**

**BUMPER**

*About the product:* Chrome plated zamac bumper is used with outswinging doors that have a surface mounted slide latch. Fits on a 1-1/4" square edge pilaster. Holes are 1-1/2" on center.

*Related parts:* 512-123, 512-009, 531-020, 531-185, 531-406

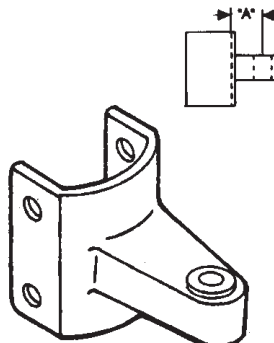


**91-182 / 512-070**

**BOTTOM HINGE**

**About the product:** Chrome plated zamac wrap around hinge is used on metal doors. Mounts on a 1-1/4" round edge pilaster. Holes are 1-1/8" on center. Comes with a 5/8" pintle. "A" dimension is 1-1/8".

**Related parts:** 512-128, 512-131, 512-299, 531-020, 531-185



**91-183 / 512-128**

**TOP HINGE**

**About the product:** Chrome plated zamac wrap around hinge is used on metal doors. Mounts on a 1-1/4" round edge pilaster. Holes are 1-1/8" on center. "A" dimension is 1-1/8".

**Related parts:** 512-070, 512-300, 512-290, 531-020, 531-185, 531-406




**91-261 / 512-300**

**METAL HINGE PIN**

**About the product:** 1/4" OD x 2-7/8" long chrome plated steel pin has push point bottom and knurled top to secure door. Top is tapped with 10-24 thread for easy removal and installation.

**Related parts:** 512-128, 512-290



**512-290**

**TOP DOOR TRIM**

**About the product:** Heavy duty zamac top door trim fits 1" steel door.

**Related parts:** 512-300

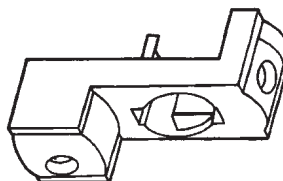


**91-151 / 512-299**

**SPRING CAM**

**About the product:** Opposing cams are under spring tension. Door will return to the set position swing after swing. For use on steel doors. Cam is molded onto a knurled corrosion proof shaft complete with lock washer and nut. Size is 7/8" x 4-7/8" long.

**Related parts:** 512-070, 512-131




**91-145 / 512-131**

**CAM HOUSING**

**About the product:** Heavy duty zamac cam housing fits 1" steel door.

**Related parts:** 512-299, 512-070




**512-183**

**LATCH KNOB**

**About the product:** Chrome plated heavy duty zamac casting is used on the interior compartment to secure door. Snaps into 512-084 latch cover.

**Related parts:** 512-184, 512-298, 512-004

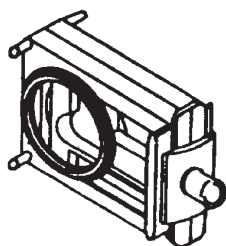


**512-184**

**LATCH COVER**

**About the product:** Chrome plated heavy duty zamac casting is used on the exterior compartment as an emergency release on the door. Snaps into 512-183 latch knob.

**Related parts:** 512-183, 512-298, 512-004




**91-187 / 512-298**

**CONCEALED LATCH ASSEMBLY**

**About the product:** 2 Piece zamak casting is 2-13/16" long. Used on metal doors to secure door to pilaster.

**Related parts:** 512-183, 512-184, 512-004

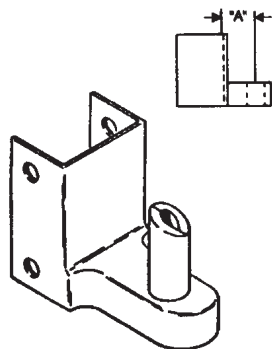


**91-5 / 512-004**

**BUMPER KEEPER**

**About the product:** Chrome plated zamac bumper keeper can be reversed to accommodate either an inswinging or outswinging door with a round bar concealed latch. Fits on a 1-1/4" round edge pilaster.

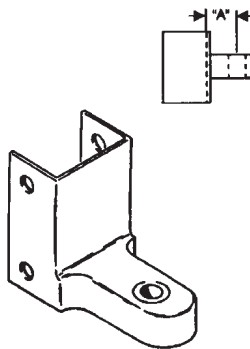
**Related parts:** 512-183, 512-184, 512-298, 531-020, 531-185, 531-406



**512-164  
BOTTOM HINGE**

*About the product:* Chrome plated zamac wrap around hinge mounts on a 1-1/4" square edge pilaster. Holes are 1-1/2" on center. Comes with a 5/8" pintle. "A" dimension is 1-1/4".

*Related parts:* 512-165, 512-054, 512-156, 512-151, 531-185, 531-020



**512-165  
TOP HINGE**

*About the product:* Chrome plated zamac wrap around hinge mounts on a 1-1/4" square edge pilaster. Holes are 1-1/2" on center. "A" dimension is 1-1/4".

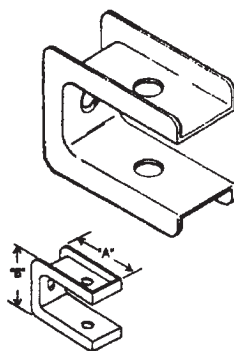
*Related parts:* 512-164, 512-201, 512-150, 531-020, 531-185, 531-406



**91-71 / 512-201  
METAL HINGE PIN**

*About the product:* 3/8" OD x 3-1/2" long chrome plated steel pin has knurled up to secure door.

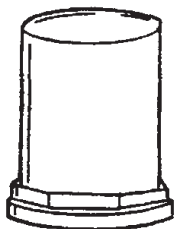
*Related parts:* 512-165, 512-150



**91-72 / 512-150  
TOP DOOR TRIM**

*About the product:* Chrome plated zamac housing fits a 1" square edge door. "A" dimension is 2-5/16" and "B" dimension is 1-5/8".

*Related parts:* 512-201, 512-165



**91-113 / 512-156  
NYLON CAM**

*About the product:* Round nylon cam for 5/8" OD pintle.

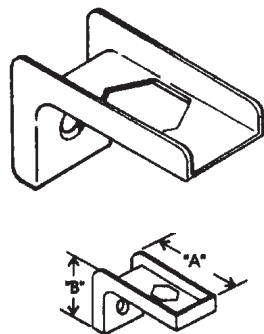
*Related parts:* 512-054, 512-151, 517-164



**91-148 / 512-054  
PINTLE**

*About the product:* 5/8" round pintle is molded to a knurled corrosion proof steel shaft. Complete with lock washers and nut.


*Related parts:* 512-156, 512-151, 512-156



**91-117 / 512-316  
CAM HOUSING**

*About the product:* Chrome plated zamac housing fits a 1" square edge door. "A" dimension is 2-1/4" and "B" dimension is 1-1/8".


*Related parts:* 512-156, 512-164, 512-054



**91-130 / 512-225  
CONCEALED  
LATCH SET**

*About the product:* Chrome plated zamac knob set has 3/8" OD straight bar. For use on laminated partitions.


*Related parts:* 512-221



**91-119 / 512-221  
BUMPER KEEPER**

*About the product:* Chrome plated zamac bumper keeper can be reversed to accommodate either an inswinging or outswinging door with a round bar concealed latch. Fits on a 1-1/4" square edge pilaster.

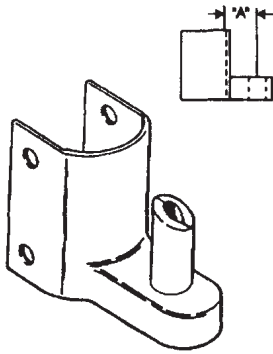
*Related parts:* 512-012, 512-236, 512-368, 531-020, 531-185, 531-406



**91-124 / 512-105  
BUMPER HOOK**

*About the product:* Chrome plated zamac combination door bumper and coat hook is used on both round or square edge inswinging doors.

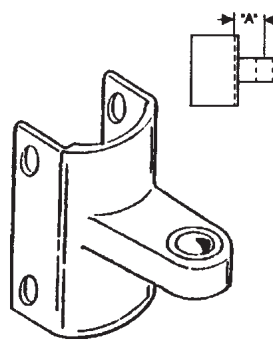




**91-3 / 512-025**  
**BOTTOM HINGE**

**About the product:** Chrome plated zamac wrap around hinge is used on metal doors. Mounts on a 1-1/4" round edge pilaster. Holes are 1-1/2" on center. Comes with a 5/8" pintle. "A" dimension is 1-5/32".

**Related parts:** 512-099, 512-054, 512-084, 512-090, 531-020, 531-185



**91-2 / 512-099**  
**TOP HINGE**

**About the product:** Chrome plated zamac wrap around hinge is used on metal doors. Mounts on a 1-1/4" round edge pilaster. Holes are 1-1/2" on center. "A" dimension is 1-5/64".

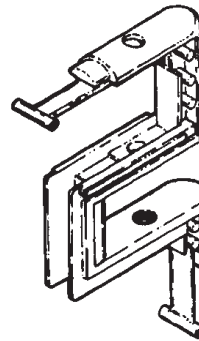
**Related parts:** 512-025, 512-050, 512-083, 531-020, 531-185



**900-10782 / 512-050**  
**METAL HINGE PIN**

**About the product:** 3/8" OD x 3-1/2" long chrome plated steel pin has push point bottom to secure door. Top is tapped with 12-24 thread for easy removal and installation.

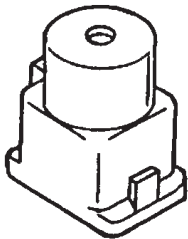
**Related parts:** 512-165, 512-150



**512-083**  
**TOP DOOR TRIM**

**About the product:** Heavy duty zamac top door trim fits 1" steel door.

**Related parts:** 512-050, 512-099



**91-189 / 512-084**  
**NYLON CAM**

**About the product:** Square nylon unshaved cam for 5/8" OD pintle.

**Related parts:** 512-054, 512-025, 512-090, 512-025

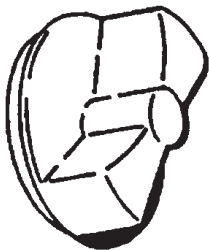


**91-148 / 512-054**  
**PINTLE**

**About the product:** 5/8" round pintle is molded to a knurled corrosion proof steel shaft. Complete with lock washers and nut.

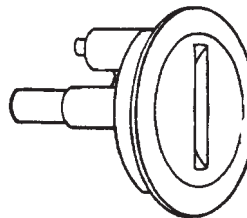
**Related parts:** 512-084, 512-025, 512-090, 512-025

**91-8 / 512-013 & 512-014**  
**LATCH KNOB AND COVER**



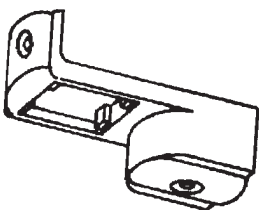
**About the product:** Chrome plated heavy duty zamac casting is used on the interior compartment to secure door. Snaps into 512-014 latch cover.

**Related parts:** 512-014, 512-106, 512-004



**About the product:** Chrome plated heavy duty zamac casting is used on the exterior compartment as an emergency release on the door. Snaps into 512-013 latch knob.


**Related parts:** 512-013, 512-106, 512-004



**91-252 / 512-090**  
**CAM HOUSING**

**About the product:** Heavy duty zamac cam housing fits 1" steel door.

**Related parts:** 512-084, 512-054, 512-025

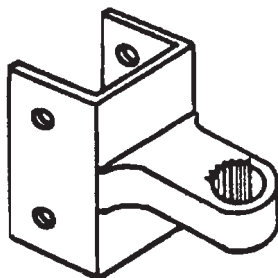


**91-5 / 512-004**  
**BUMPER KEEPER**

**About the product:** Chrome plated zamac bumper keeper can be reversed to accommodate either an inswinging or outswinging door with a round bar concealed latch. Fits on a 1-1/4" round edge pilaster.

**Related parts:** 512-013, 512-014, 512-106, 531-020, 531-185, 531-406





**91-240 / 512-202**  
**TOP AND BOTTOM**  
**HINGE BRACKET**

*About the product:* Chrome plated zamac wrap around hinge mounts on a 1-1/4" square edge pilaster. Holes are 1-1/2" on center. Used as both the top and bottom hinge of same door.

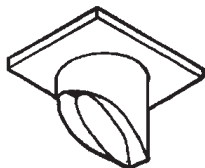
*Related parts:* 512-203, 512-216, 512-311, 531-020, 531-185, 531-406



**512-311**  
**NYLON HINGE PIN**

*About the product:* 3/8" OD x 4-1/4" long nylon hinge pin. Top is tapped with 12-24 thread for easy removal and installation.

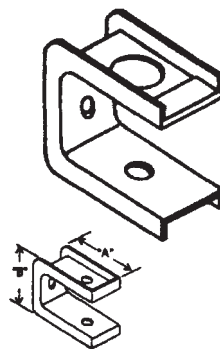
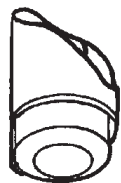
*Related parts:* 512-202, 512-216



**91-193 / 512-216**  
**CAM AND PINTLE SET**

*About the product:* Set includes one each nylon cam and pintle.

*Related parts:* 512-202, 512-203



**91-224 / 512-203**  
**TOP DOOR TRIM**


*About the product:* Chrome plated zamac housing fits a 1" square edge door. "A" dimension is 2-1/4" and "B" dimension is 2-1/8".

*Related parts:* 512-216, 512-201

**91-130 / 512-225**  
**CONCEALED**  
**LATCH SET**

*About the product:* Chrome plated zamac knob set has 3/8" OD straight bar. For use on laminated partitions.

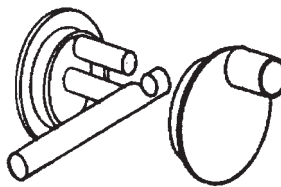
*Related parts:* 512-236, 512-238



**91-128 / 512-236**  
**CONCEALED**  
**LATCH SET**

*About the product:* Chrome plated zamac knob set has 3/8" OD straight bar. For use on laminated partitions. Complies with A.D.A.


*Related parts:* 512-225, 512-238



**91-133 / 512-238**  
**BUMPER**


*About the product:* Chrome plated zamac bumper keeper can be reversed to accommodate an inswinging or outswinging door with a round bar concealed latch. Fits on a 1-1/4" square edge pilaster. Holes are 1-1/2" on center.

*Related parts:* 512-225, 512-236, 531-020, 531-185, 531-406



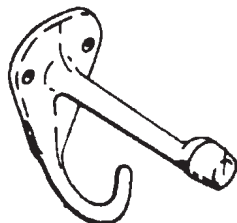
**91-10 / 512-120**  
**DOOR BUMPER**

*About the product:* Chrome plated zamac door bumper is used on both round or square edge outswinging doors. Prevents door from hitting the wall and damaging.



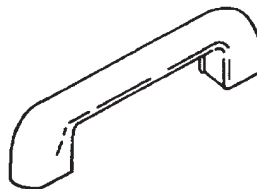
**91-6 / 512-055**  
**BUMPER HOOK**

*About the product:* Chrome plated zamac combination door bumper and coat hook is used on both round or square edge inswinging door.



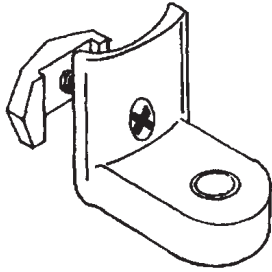
**91-9 / 512-077**  
**DOOR PULL**

*About the product:* Chrome plated zamac door pull is used on both round or square edge outswinging doors. Prevents door from hitting the wall and damaging.



**91-311 / 512-384**

**BOTTOM HINGE**

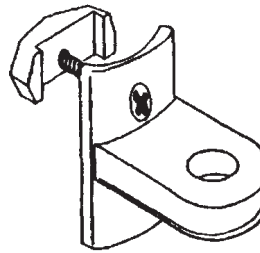


***About the product:*** Chrome plated zamac hinge is used on metal doors. It mounts on the edge of a 1-1/4" metal pilaster. It is held securely in place by a toggle and screw. "A" dimension is 1-1/8".

***Related parts:*** 512-385, 512-391, 512-392

**91-312 / 512-385**

**TOP HINGE**

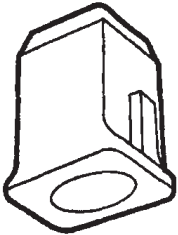


***About the product:*** Chrome plated zamac hinge is used on metal doors. It mounts on the edge of a 1-1/4" metal pilaster. It is held securely in place by a toggle and screw. "A" dimension is 1-1/8".

***Related parts:*** 512-385, 512-390

**91-313 / 512-391**

**NYLON CAM**



***About the product:*** Square nylon unshaved cam for 1/2" OD pintle.

***Related parts:*** 512-384, 512-392

**91-314 / 512-392**

**PINTLE**



***About the product:*** 1/2" round pintle is molded to a knurled corrosion proof steel shaft. Complete with lock washers and nut.

***Related parts:*** 512-391, 512-384

**91-315 / 512-390**

**NYLON HINGE PIN**




***About the product:*** 3/8" OD x 1-7/8" long nylon hinge pin.

***Related parts:*** 512-202, 512-216

**91-140 / 512-149**

**BUMPER KEEPER**




***About the product:*** Chrome plated zamac bumper keeper is used with inswinging or outswinging doors. Mounts on any flat surface. Used when door has a round bar concealed latch. Holes are 1-5/8" on center.

***Related parts:*** 512-365, 512-366, 512-433

**91-316 / 512-365**

**LATCH KNOB**

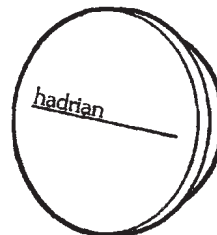


***About the product:*** Chrome plated heavy duty zamac casting is used on the interior compartment to secure door. Snaps into 512-366 latch cover.

***Related parts:*** 512-366, 512-433, 512-149

**91-317 / 512-366**

**LATCH COVER**

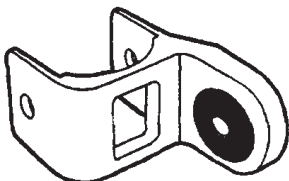


***About the product:*** Chrome plated heavy duty zamac casting is used on the exterior compartment as an emergency release on the door. Snaps into 512-365 latch knob.

***Related parts:*** 512-365, 512-149, 512-433

**91-318 / 512-433**

**BUMPER KEEPER**

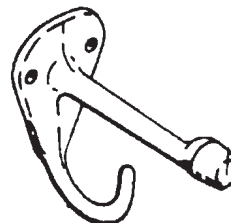


***About the product:*** Chrome plated zamac bumper keeper can be reversed to accommodate either an inswinging or outswinging door with a round bar concealed latch. Fits on a 1-1/4" round edge pilaster.

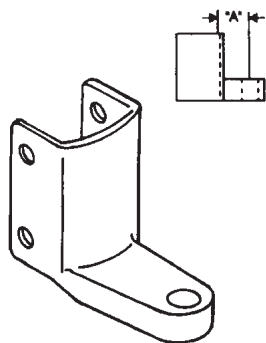
***Related parts:*** 512-365, 512-366, 512-149, 531-020, 531-185, 531-406

**91-6 / 512-055**

**BUMPER HOOK**



***About the product:*** Chrome plated zamac combination door bumper and hook is used on both round or square edge inswinging door.

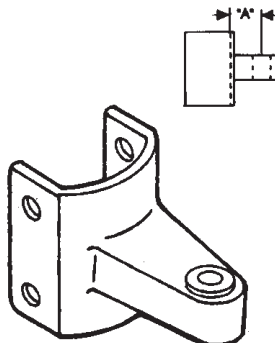


**91-182 / 512-070**

**BOTTOM HINGE**

*About the product:* Chrome plated zamac wrap around hinge is used on metal doors. Mounts on a 1-1/4" round edge pilaster. Holes are 1-1/8" on center. Comes with a 5/8" pintle. "A" dimension is 1-1/8".

*Related parts:* 512-128, 512-131, 512-299, 531-020, 531-185



**91-183 / 512-128**

**TOP HINGE**

*About the product:* Chrome plated zamac wrap around hinge is used on metal doors. Mounts on a 1-1/4" round edge pilaster. Holes are 1-1/8" on center. "A" dimension is 1-1/8".

*Related parts:* 512-070, 512-300, 512-290, 531-020, 531-185, 531-406




**91-261 / 512-300**

**METAL HINGE PIN**

*About the product:* 1/4" OD x 2-7/8" long chrome plated steel pin has push point bottom and knurled top to secure door. Top is tapped with 10-24 thread for easy removal and installation.

*Related parts:* 512-128, 512-290



**512-290**

**TOP DOOR TRIM**

*About the product:* Heavy duty zamac top door trim fits 1" steel door.

*Related parts:* 512-300



**91-174 / 512-127**

**SPRING CAM**

*About the product:* Opposing cams are under spring tension. Door will return to the set position swing after swing. For use on steel doors. Size is 7/8" x 4-11/16" long.

*Related parts:* 512-070, 512-131, 512-131

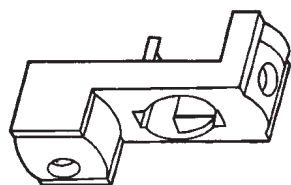


**91-248 / 512-166**

**PINTLE**

*About the product:* 5/8" round pintle is molded to a knurled corrosion proof steel shaft. Complete with lock washers and nut.

*Related parts:* 512-127, 512-070, 512-131

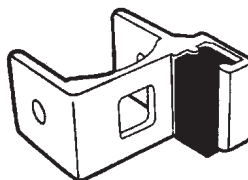


**91-145 / 512-131**

**CAM HOUSING**

*About the product:* Heavy duty zamac cam housing fits 1" steel door.

*Related parts:* 512-127, 512-070, 512-166




**512-071**

**BUMPER KEEPER**

*About the product:* Chrome plated zamac bumper keeper can be reversed to accommodate either an inswinging or outswinging door with a round bar concealed latch. Fits on a 1-1/4" round edge pilaster.

*Related parts:* 512-193, 512-194, 512-020, 512-185



**91-235 / 512-193**

**LATCH KNOB**

*About the product:* Chrome plated heavy duty zamac casting is used on the interior compartment to secure door. Snaps into 512-194 latch cover.

*Related parts:* 512-194, 512-192, 512-071

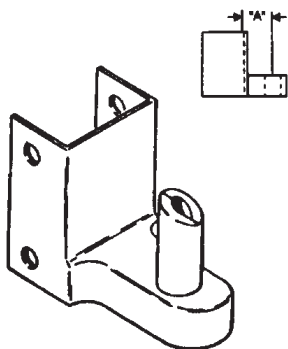


**91-236 / 512-194**

**LATCH COVER**

*About the product:* Chrome plated heavy duty zamac casting is used on the exterior compartment as an emergency release on the door. Snaps into 512-193 latch knob.

*Related parts:* 512-192, 512-193, 512-071

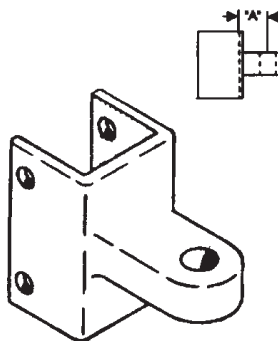


**91-108 / 512-293**

**BOTTOM HINGE**

*About the product:* Chrome plated zamac wrap around hinge mounts on a 1-1/4" square edge pilaster. Holes are 1-1/8" on center. Comes with a 5/8" pintle. "A" dimension is 1-7/16".

*Related parts:* 512-292, 512-295, 512-166, 512-294, 531-020, 531-185, 531-406



**91-109 / 512-292**

**TOP HINGE**

*About the product:* Chrome plated zamac wrap around hinge mounts on a 1-1/4" square edge pilaster. Holes are 1-1/8" on center. "A" dimension is 1-7/16".

*Related parts:* 512-293, 512-300, 512-297, 531-020, 531-185, 531-406

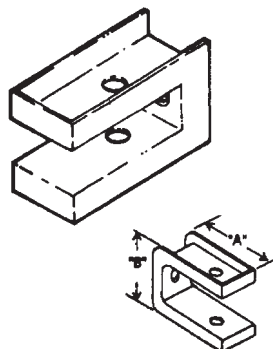


**91-261 / 512-300**

**METAL HINGE PIN**

*About the product:* 1/4" OD x 2-7/8" long chrome plated steel pin has push point bottom and knurled top to secure door. Top is tapped with 10-24 thread for easy removal and installation.

*Related parts:* 512-292, 512-297




**91-241 / 512-297**

**TOP DOOR TRIM**

*About the product:* Chrome plated zamac housing fits a 1" square edge door. "A" dimension is 2-5/16" and "B" dimension is 1-17/32".

*Related parts:* 512-300, 512-292



**91-248 / 512-166**

**PINTLE**

*About the product:* 5/8" round pintle is molded to a knurled corrosion proof steel shaft. Complete with lock washers and nut.

*Related parts:* 512-295, 512-294, 512-293

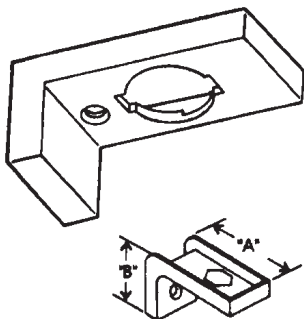


**512-295**

**SPRING CAM**

*About the product:* Opposing cams are under spring tension. Door will return to the set position swing after swing. For use on laminated plastic doors. Size is 3/4" x 4-3/4" long.

*Related parts:* 512-293, 512-166, 512-294

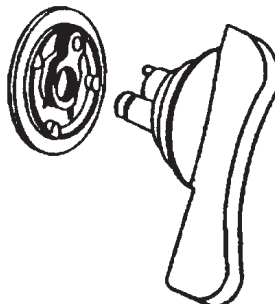


**512-294**

**CAM HOUSING**

*About the product:* Chrome plated zamac housing fits a 1" square edge door. "A" dimension is 2-5/8" and "B" dimension is 1-5/32".

*Related parts:* 512-166, 512-294, 512-293

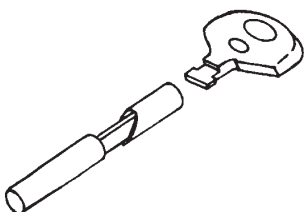


**91-246 / 512-371**

**CONCEALED LATCH  
KNOB SET**

*About the product:* Chrome plated zamac knob set is for use on a metal door with a concealed slide latch. Complies with A.D.A.

*Related parts:* 512-192, 512-221

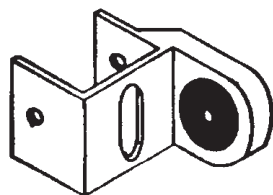


**91-234 / 512-192**

**SLIDE BOLT  
ASSEMBLY**

*About the product:* 2 Piece steel slide bolt assembly is used on a laminated plastic door. 11/32" OD slide bolt.

*Related parts:* 512-371, 512-221

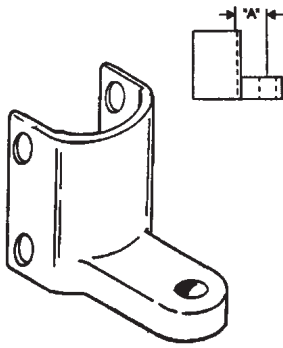


**91-119 / 512-221**

**BUMPER KEEPER**

*About the product:* Chrome plated zamac bumper keeper can be reversed to accommodate either an inswinging or outswinging door with a round bar concealed latch. Fits on a 1-1/4" square edge pilaster.

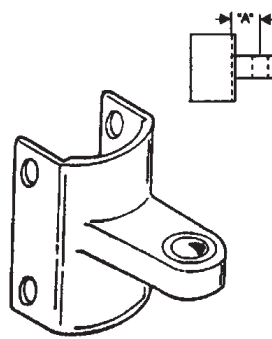
*Related parts:* 512-192, 512-371



**91-185 / 512-170**  
**BOTTOM HINGE**

*About the product:* Chrome plated zamac wrap around hinge is used on metal doors. Mounts on a 1-1/4" square edge pilaster. Holes are 1-1/2" on center. "A" dimension is 1-7/64".

*Related parts:* 512-171, 512-182, 512-169, 531-020, 531-185, 531-406



**91-186 / 512-171**  
**TOP HINGE**

*About the product:* Chrome plated zamac wrap around hinge is used on metal doors. Mounts on a 1-1/4" square edge pilaster. Holes are 1-1/2" on center. "A" dimension is 1-7/64".

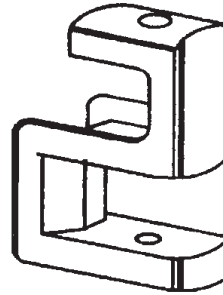
*Related parts:* 512-170, 512-032, 531-020, 531-185, 531-406



**512-032**  
**METAL HINGE PIN**

*About the product:* 3/8" OD x 3" long chrome plated steel pin has 5/16" threaded stem to secure door. Top is slotted for easy removal and installation.

*Related parts:* 512-165, 512-150



**91-377/512-248**  
**TOP DOOR TRIM**

*About the product:* Heavy duty chrome plated zamac top door trim fits 1" steel door.

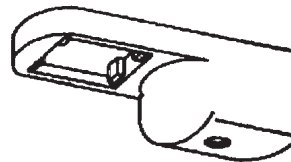
*Related parts:* 512-032



**91-152 / 512-169**  
**SPRING CAM**

*About the product:* Opposing cams are under spring tension. Door will return to the set position swing after swing. For use on steel doors. Cam is molded onto a knurled corrosion proof shaft complete with lock washer and nut. Size is 7/8" x 4-7/8" long.


*Related parts:* 512-070, 512-131



**900-14906 / 512-182**  
**CAM HOUSING**

*About the product:* Heavy duty zamac cam housing fits 1" steel door.


*Related parts:* 512-169, 512-170



**91-131 / 512-168**  
**CONCEALED LATCH SET**

*About the product:* Chrome plated zamac knob set has 3/8" OD offset flat tipped bar. Use on metal doors.

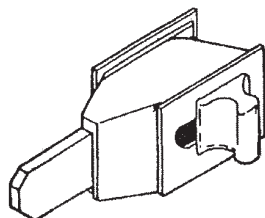
*Related parts:* 512-005, 512-199, 512-373



**512-367**  
**CONCEALED LATCH SET**

*About the product:* Chrome plated zamac knob set has 3/8" OD offset flat tipped bar. Use on metal doors. Complies with A.D.A.


*Related parts:* 512-005, 512-199, 512-373



**900-18069 / 512-069**  
**CONCEALED LATCH**

*About the product:* Chrome plated zamac latch has beveled slide bar to allow for easy emergency access. Red or green indicators alert you as to the occupancy of the compartment.

*Related parts:* 512-005

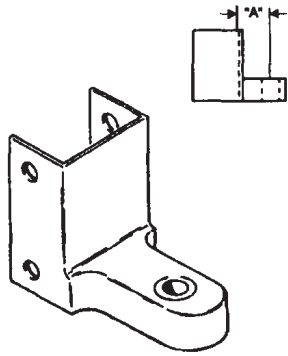


**91-134 / 512-005**  
**BUMPER KEEPER**

*About the product:* Chrome plated zamac bumper keeper can be reversed to accommodate either an inswinging or outswinging door with a round bar, flat tipped concealed latch. Fits on a 1-1/4" round edge pilaster.

*Related parts:* 512-168, 512-367, 512-069, 531-020, 531-185, 531-406

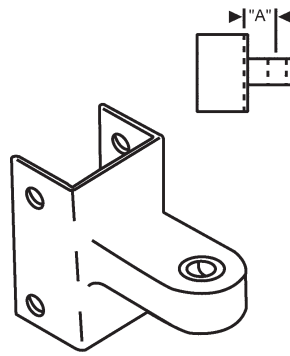




**91-358 / 512-318**  
**BOTTOM HINGE**

*About the product:* Chrome plated zamac wrap around hinge mounts on a 1-1/4" square edge pilaster. Holes are 1-1/2" on center. Comes with a 5/8" pintle. "A" dimension is 1-7/64".

*Related parts:* 512-319, 512-185, 512-186, 512-408, 531-185, 531-020



**91-365 / 512-319**  
**BOTTOM HINGE**

*About the product:* Chrome plated zamac wrap around hinge mounts on a 1-1/4" square edge pilaster. Holes are 1-1/2" on center. Comes with a 5/8" pintle. "A" dimension is 1-7/64".

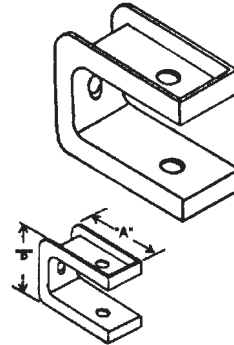
*Related parts:* 512-319, 512-185, 512-186, 512-408, 531-185, 531-020



**91-281 / 512-427**  
**METAL HINGE PIN**

*About the product:* 7/32" OD x 3-1/4" long chrome plated steel pin has knurled top to secure door.

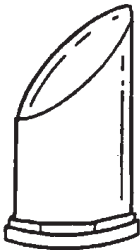
*Related parts:* 512-410



**91-154 / 512-410**  
**TOP DOOR TRIM**

*About the product:* Chrome plated zamac housing fits a 7/8" square edge door. "A" dimension is 2-5/16" and "B" dimension is 1-5/8".

*Related parts:* 512-319



**91-114 / 512-186**  
**NYLON CAM**

*About the product:* Round nylon cam for 1/2" OD pintle.

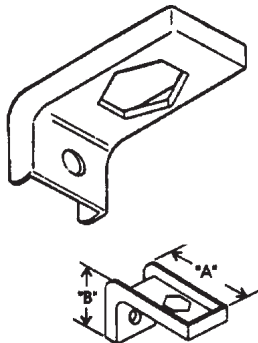
*Related parts:* 512-185, 512-318, 512-408



**91-102B / 512-185**  
**PINTLE**

*About the product:* 1/2" round pintle is molded to a knurled corrosion proof steel shaft. Complete with lock washers and nut.

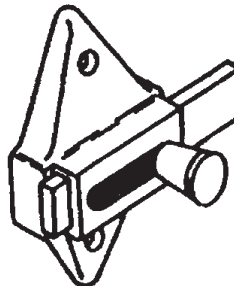
*Related parts:* 512-186, 512-408, 512-318



**512-408**  
**CAM HOUSING**

*About the product:* Chrome plated zamac housing fits a 7/8" square edge door. "A" dimension is 2-1/4" and "B" dimension is 1-3/16".


*Related parts:* 512-186, 512-185, 512-318



**91-79 / 512-009**  
**SLIDE LATCH**

*About the product:* Chrome plated zamac slide latch is surface mounted with 2-3/4" hole centers.


*Related parts:* 512-039, 512-123, 531-018, 531-019, 531-488



**91-26 / 512-123**  
**BUMPER KEEPER**

*About the product:* Chrome plated zamac bumper keeper is used with inswinging doors that have a surface mounted slide latch. Fits on a 1-1/4" square edge pilaster. Holes are 1-1/2" on center.

*Related parts:* 512-099, 531-020, 531-185, 531-406



**91-78 / 512-039**  
**BUMPER**

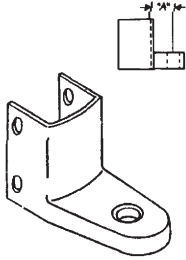
*About the product:* Chrome plated zamac bumper is used with outswinging doors that have a surface mounted slide latch. Fits on a 1-1/4" square edge pilaster. Holes are 1-1/2" on center.

*Related parts:* 512-009, 531-020, 531-185, 531-406



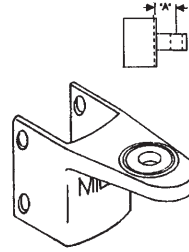
**900-18576 / 512-073 & 512-072**

**BOTTOM AND TOP HINGE**



**About the product:** Chrome plated zamac wrap around hinge is used on metal doors. Mounts on a 1-1/4" round edge pilaster. Holes are 1-3/8" on center. "A" dimension is 1-1/4".

**Related parts:** 512-072, 512-191, 512-320, 512-321, 531-020, 531-185, 531-406



**About the product:** Chrome plated zamac wrap around hinge is used on metal doors. Mounts on a 1-1/4" round edge pilaster. Holes are 1-3/8" on center. "A" dimension is 1-1/4".

**Related parts:** 512-073, 512-096, 531-020, 531-185, 531-406

**91-107 / 512-191**

**PINTLE**



**About the product:** 5/8" round pintle is molded to a knurled corrosion proof steel shaft that axially aligns the cam. Complete with lock washers and nut.

**Related parts:** 512-073, 512-320, 512-321

**90-107HP / 512-096**

**METAL HINGE PIN**

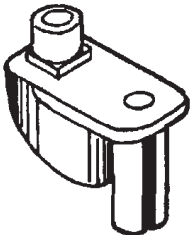


**About the product:** 3/8" OD long chrome plated steel pin has push point bottom to secure door.

**Related parts:** 512-072

**512-320**

**NYLON CAM**

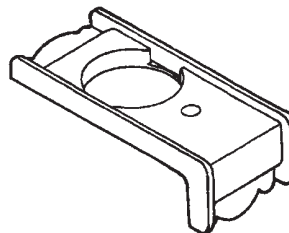


**About the product:** Naturally lubricated nylon cam is square locked to ensure perfect alignment.

**Related parts:** 512-073, 512-191, 512-321

**512-321**

**CAM HOUSING**

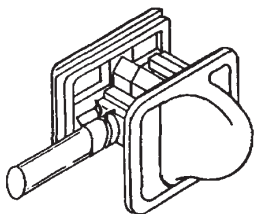


**About the product:** Steel cam housing with painted finish fits 1" metal door.

**Related parts:** 512-320, 512-191, 512-073

**900-10386 / 512-122**

**CONCEALED LATCH**

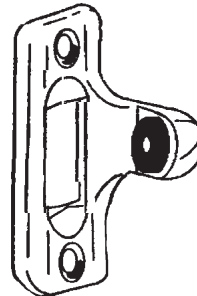


**About the product:** Heavy die cast chrome plated concealed latch. Lock bolt is 3/8" diameter corrosion-proof steel. Internal working parts are of Zytel plastic.

**Related parts:** 512-113

**91-290 / 512-113**

**BUMPER KEEPER**




**About the product:** Chrome plated zamac bumper keeper can be reversed to accommodate either an inswinging or outswinging door with a round bar concealed latch. Fits on the edge of a metal pilaster to create a flush look. Holes are 1-5/8" on center.

**Related parts:** 512-122

**91-10 / 512-120**

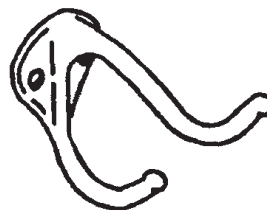
**DOOR BUMPER**



**About the product:** Chrome plated zamac bumper is used on both round or square edge outswinging doors. Prevents door from hitting the wall and damaging.

**91-7 / 512-146**

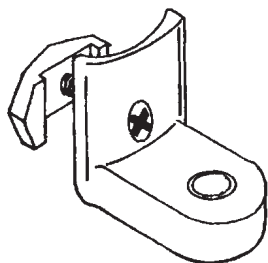
**COAT HOOK**



**About the product:** Chrome plated heavy duty zamac coat hook is used on inswinging doors.

**91-93 / 512-093**

**BOTTOM HINGE**

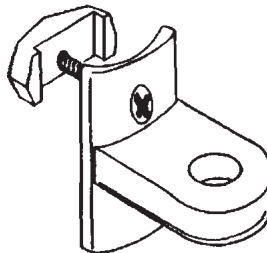


*About the product:* Chrome plated zamac hinge is used on metal doors. It mounts on the edge of a 1-1/4" metal pilaster. It is held securely in place by a toggle and screw. "A" dimension is 1".

*Related parts:* 512-079, 512-087, 512-094

**91-94 / 512-079**

**TOP HINGE**

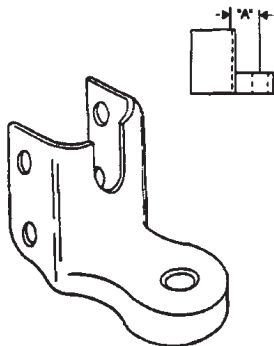


*About the product:* Chrome plated zamac hinge is used on metal doors. It mounts on the edge of a 1-1/4" metal pilaster. It is held securely in place by a toggle and screw. "A" dimension is 1".

*Related parts:* 512-093, 512-087, 512-088, 512-161

**91-86 / 512-111**

**BOTTOM HINGE**

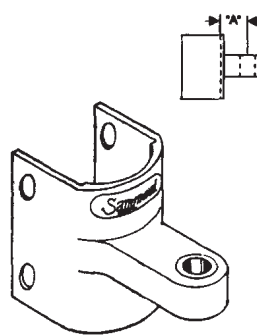


*About the product:* Chrome plated zamac wrap around hinge mounts on a 1-1/4" round edge pilaster. Holes are 1-1/4" on center. "A" dimension is 1-1/16".

*Related parts:* 512-042, 512-094, 531-020, 531-185, 531-406

**91-85 / 512-042**

**TOP HINGE**



*About the product:* Chrome plated zamac wrap around hinge mounts on a 1-1/4" round edge pilaster. Holes are 1-1/4" on center. "A" dimension is 1-1/16".

*Related parts:* 512-111, 512-088, 531-020, 531-185, 531-406

**91-96 / 512-088**

**NYLON HINGE PIN**

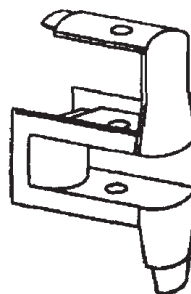


*About the product:* 3/8" OD x 2-1/2" long nylon hinge pin. Top is tapped with 12-24 thread for easy removal and installation.

*Related parts:* 512-079, 512-042, 512-161

**512-161**

**TOP DOOR TRIM**

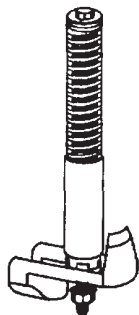


*About the product:* Heavy duty zamac top door trim fits 1" steel door.

*Related parts:* 512-088, 512-042, 512-079

**91-95 / 512-094**

**SPRING CAM**

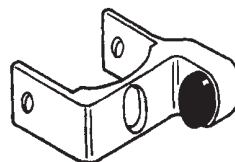


*About the product:* Opposing cams are under spring tension. Door will return to the set position swing after swing. For use on 1" steel doors.

*Related parts:* 512-093, 512-111

**91-5 / 512-135**

**BUMPER KEEPER**




*About the product:* Chrome plated zamac bumper keeper can be reversed to accommodate either an inswinging or outswinging door with a round bar concealed latch. Fits on a 1-1/4" round edge pilaster.

*Related parts:* 512-047, 512-048, 512-020, 531-185, 531-406

**512-047**

**LATCH KNOB**

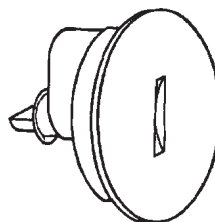


*About the product:* Chrome plated heavy duty zamac casting is used on the interior compartment to secure door. Snaps into 512-048 latch cover. Complies with A.D.A.

*Related parts:* 512-048, 512-135

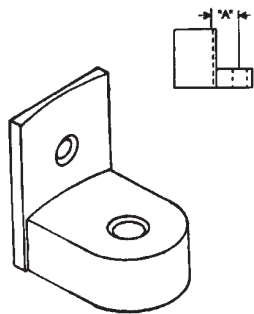
**512-048**

**LATCH COVER**



*About the product:* Chrome plated heavy duty zamac casting is used on the exterior compartment as an emergency release on the door. Snaps into 512-047 latch knob.

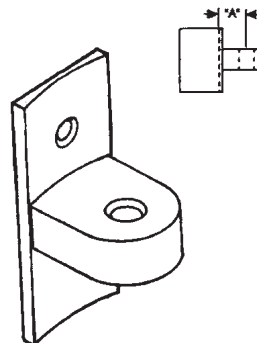
*Related parts:* 512-047, 512-135



**512-331**  
**BOTTOM HINGE**

**About the product:** Chrome plated zamac hinge mounts on the edge of a 1-1/4" square edge pilaster. It is held securely in place by a toggle and screw. "A" dimension is 1-1/16".

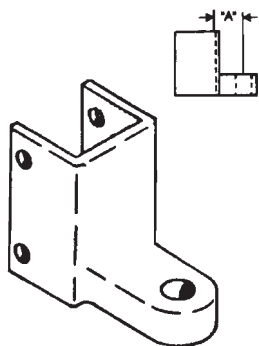
**Related parts:** 512-332, 512-187



**512-332**  
**TOP HINGE**

**About the product:** Chrome plated zamac hinge mounts on the edge of a 1-1/4" square edge pilaster. It is held securely in place by a toggle and screw. "A" dimension is 1-1/16".

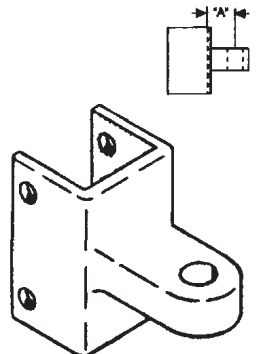
**Related parts:** 512-331, 512-088, 512-480



**512-230**  
**BOTTOM HINGE**

**About the product:** Chrome plated zamac wrap around hinge mounts on a 1-1/4" square edge pilaster. Holes are 1-1/4" on center. Comes with a 5/8" pintle. "A" dimension is 1-3/32".

**Related parts:** 512-386, 512-187, 531-020, 531-185, 531-406



**512-386**  
**TOP HINGE**

**About the product:** Chrome plated zamac wrap around hinge mounts on a 1-1/4" square edge pilaster. Holes are 1-1/4" on center. "A" dimension is 1-3/32".

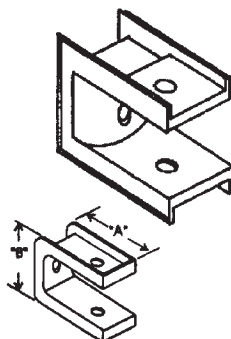
**Related parts:** 512-230, 512-088, 512-480, 531-020, 531-185, 531-406



**91-96 / 512-088**  
**NYLON HINGE PIN**

**About the product:** 3/8" OD x 2-1/2" long nylon hinge pin. Top is tapped with 12-24 thread for easy removal and installation.

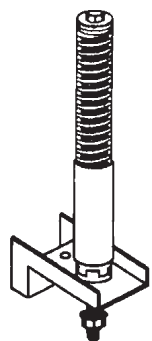
**Related parts:** 512-480, 512-332, 512-386



**512-480**  
**TOP DOOR TRIM**

**About the product:** Chrome plated zamac housing fits a 1" square edge door. "A" dimension is 2-5/16" and "B" dimension is 1-5/8".

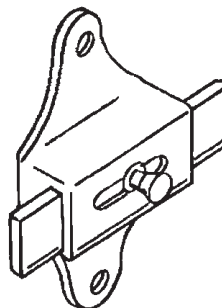
**Related parts:** 512-088, 512-332, 512-386



**91-210 / 512-187**  
**SPRING CAM**

**About the product:** Opposing cams are under spring tension. Door will return to the set position swing after swing. For use on 1" laminated plastic doors.


**Related parts:** 512-331, 512-230



**91-83 / 512-040**  
**SLIDE LATCH**

**About the product:** Chrome plated zamac slide latch is surface mounted with 2-5/8" hole centers.

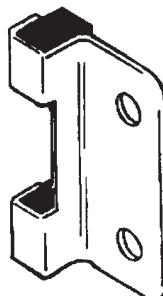
**Related parts:** 512-080, 512-081, 512-041, 531-020, 531-021, 531-406



**91-89 / 512-080**  
**KEEPER**

**About the product:** Chrome plated zamac keeper is used with inswinging doors that have a surface mounted slide latch. Mounts on any thickness pilaster, square or round edge. Holes are 2" on center.


**Related parts:** 512-081, 512-040



**91-88 / 512-081**  
**BUMPER**

**About the product:** Chrome plated zamac bumper is used with inswinging or outswinging doors. Mounts on any thickness pilaster, square or round edge. Holes are 2" on center.

**Related parts:** 512-080, 512-040




**512-028**

**BOTTOM HINGE**

*About the product:* Chrome plated brass wrap around hinge is used on metal doors. Mounts on a 1-1/4" round edge pilaster. Holes are 1-1/2" on center. Comes with 3/4" pintle. "A" dimension is 1-3/16".

*Related parts:* 512-031, 512-037, 512-038, 531-020, 531-185, 531-406

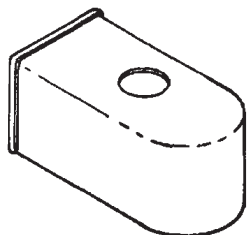


**512-031**

**TOP HINGE**

*About the product:* Chrome plated brass wrap around hinge is used on metal doors. Mounts on a 1-1/4" round edge pilaster. Holes are 1-1/2" on center. "A" dimension is 1-3/16".

*Related parts:* 512-028, 512-029, 512-115, 531-020, 531-185, 531-406



**512-029**

**HINGE COVER**

*About the product:* Chrome plated plastic hinge cover provides clean look and functional styling.

*Related parts:* 512-031, 512-115

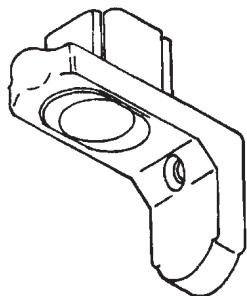


**91-150S / 512-115**

**METAL HINGE PIN**

*About the product:* 3/8" OD x 3-5/8" long chrome plated steel pin has 5/16" threaded stem to secure door. Top is slotted for easy removal and installation.

*Related parts:* 512-099

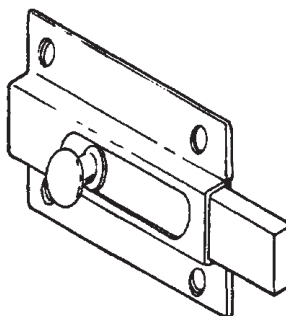


**512-038**

**CAM AND HOUSING**

*About the product:* Heavy duty zamac cam housing fits 1" steel door and includes nylon cam.

*Related parts:* 512-028

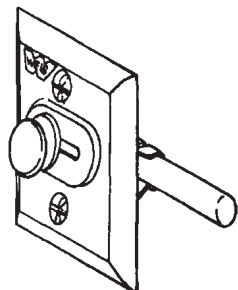


**91-238 / 512-107**

**SLIDE LATCH**

*About the product:* Chrome plated brass slide latch is surface mounted with vertical holes of 1-3/8" and horizontal holes of 1-7/8". Overall size is 2-1/2" wide x 2" high.

*Related parts:* 512-097

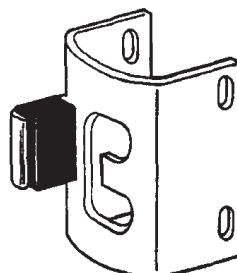


**512-061**

**CONCEALED LATCH**

*About the product:* Polished stainless steel stamped interior cover. Lock bolt is 3/8" diameter corrosion proof steel. Attached screws and exterior cover are included.

*Related parts:* 512-097

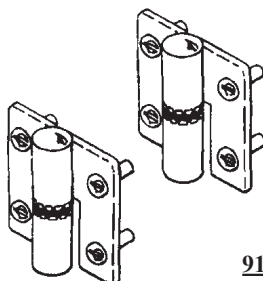


**512-097**

**BUMPER KEEPER**

*About the product:* Chrome plated zamac bumper keeper can be reversed to accommodate either an inswinging or outswinging door with a round bar concealed latch. Fits on a 1-1/4" round edge pilaster. Holes are 2" on center.

*Related parts:* 512-061, 512-107, 531-020, 531-185, 531-406




**GRAVITY HINGE SET**

*About the product:* Chrome plated brass round barrel surface mounted hinges have hole centers of 1-1/2" vertically and 2-3/8" horizontally. The overall size is 2-15/16" wide x 2-13/16" high. Comes complete with one pair of hinges and all attaching hardware to hang one door.

**91-28 / 512-001L** ----- LEFT HAND IN

**91-29 / 512-001R** ----- RIGHT HAND IN



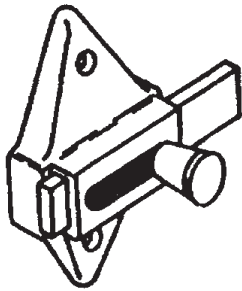
**512-389**

**ROUND BARREL HINGE PAK**

*About the product:* Hinge pak includes all the necessary items to repair one set of round barrel surface mounted hinges.

**91-79 / 512-009**

**SLIDE LATCH**

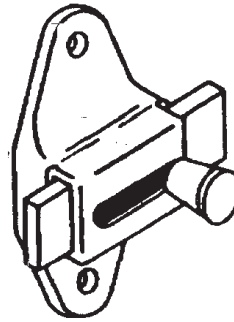


**About the product:** Chrome plated zamac slide latch is surface mounted with 2-3/4" hole centers.

**Related parts:** 512-017, 512-123, 512-019, 512-020, 512-018, 512-100, 531-018, 531-019, 531-488

**91-4 / 512-010**

**SLIDE LATCH**

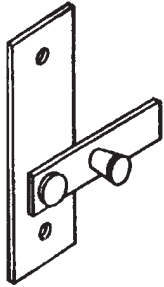


**About the product:** Chrome plated zamac slide latch is surface mounted with 3-1/2" hole centers.

**Related parts:** 512-017, 512-123, 512-019, 512-020, 512-077, 512-100, 531-020, 531-021, 531-406

**91-80 / 512-011**

**THROW LATCH**




**About the product:** Chrome plated brass throw latch is surface mounted with 3-1/2" hole centers. Complies with A.D.A.

**Related parts:** 512-200, 512-198, 512-023, 512-020, 531-197

**512-200**

**BUMPER KEEPER**




**About the product:** Chrome plated zamac bumper keeper is used with inswinging doors that have a surface mounted throw latch. Fits on a 1-1/4" round edge pilaster. Holes are 1-1/2" on center.

**Related parts:** 512-011, 531-020, 531-185, 531-406

**91-237 / 512-017**

**BUMPER KEEPER**

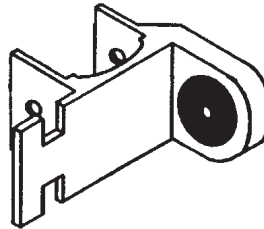


**About the product:** Chrome plated zamac bumper keeper is used with inswinging doors that have a surface mounted slide latch. Fits on a 1-1/4" round edge pilaster. Holes are 1-1/2" on center.

**Related parts:** 512-010, 531-009, 531-020, 531-185, 531-406

**91-253 / 512-376**

**BUMPER KEEPER**




**About the product:** Chrome plated zamac bumper keeper is used with inswinging doors that have a surface mounted slide latch. Fits on a 1-1/4" round edge pilaster.

**Related parts:** 512-011, 531-020, 531-185, 531-406

**91-217 / 512-022**

**BUMPER**




**About the product:** Chrome plated zamac bumper is used with outswinging doors that have a surface mounted slide latch. Fits on a 1-1/4" round edge pilaster. Holes are 1-1/2" on center.

**Related parts:** 512-010, 531-009, 531-020, 531-185, 531-406

**91-55 / 512-378**

**BUMPER KEEPER**




**About the product:** Chrome plated zamac bumper keeper can be reversed to accommodate either an inswinging or outswinging door with a round bar concealed latch. Fits on a 1-1/4" round edge pilaster. Holes are 1-1/2" on center.

**Related parts:** 512-370, 512-237, 512-012, 531-020, 531-185, 531-406

**91-5 / 512-004**

**BUMPER KEEPER**

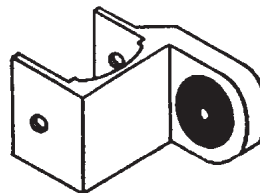


**About the product:** Chrome plated zamac bumper keeper can be reversed to accommodate either an inswinging or outswinging door with a round bar concealed latch. Fits on a 1-1/4" round edge pilaster.

**Related parts:** 512-013, 512-014, 512-106, 531-020, 531-185, 531-406

**512-375**

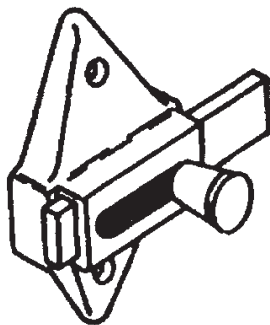
**BUMPER**



**About the product:** Chrome plated zamac bumper is used with outswinging doors that have a surface mounted slide latch. Fits on a 1-1/4" round edge pilaster.

**Related parts:** 512-010, 531-009, 531-020, 531-185, 531-406



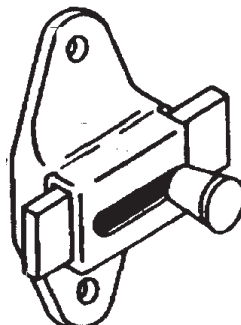


**91-79 / 512-009**

**SLIDE LATCH**

*About the product:* Chrome plated zamac slide latch is surface mounted with 2-3/4" hole centers.

*Related parts:* 512-017, 512-123, 512-019, 512-020, 512-018, 512-100, 531-018, 531-019, 531-488

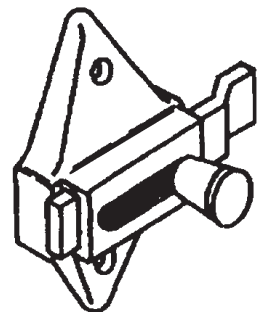


**91-4 / 512-010**

**SLIDE LATCH**

*About the product:* Chrome plated zamac slide latch is surface mounted with 3-1/2" hole centers.

*Related parts:* 512-017, 512-123, 512-019, 512-020, 512-077, 512-100, 531-020, 531-021, 531-406

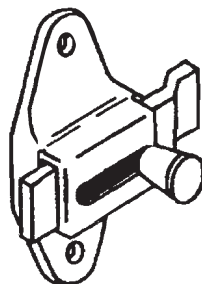


**91-127 / 512-360**

**SLIDE LATCH**

*About the product:* Chrome plated zamac slide latch is surface mounted with 2-3/4" hole centers. The offset bar is needed when the door and pilaster are of the same thickness.

*Related parts:* 512-017, 512-123, 512-019, 512-100, 531-020, 531-021, 531-488

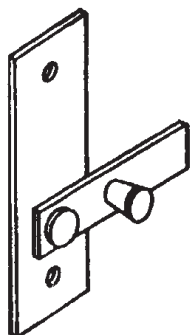


**91-126 / 512-247**

**SLIDE LATCH**

*About the product:* Chrome plated zamac slide latch is surface mounted with 3-1/2" hole centers. The offset bar is needed when the door and pilaster are of the same thickness.

*Related parts:* 512-017, 512-123, 512-019, 512-020, 512-077, 512-100, 531-020, 531-021, 531-406

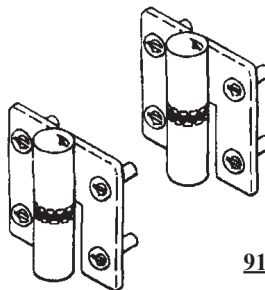


**91-80 / 512-011**

**THROW LATCH**

*About the product:* Chrome plated brass throw latch is surface mounted with 3-1/2" hole centers. Complies with A.D.A.


*Related parts:* 512-200, 512-198, 512-023, 512-020, 531-197



**GRAVITY HINGE SET**

*About the product:* Chrome plated brass round barrel surface mounted hinges have hole centers of 1-1/2" vertically and 2-3/8" horizontally. The overall size is 2-15/16" wide x 2-13/16" high. Comes complete with one pair of hinges and all attaching hardware to hang one door.

**91-28 / 512-001L** ----- LEFT HAND IN  
**91-29 / 512-001R** ----- RIGHT HAND IN

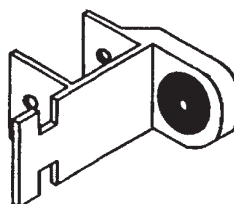


**91-133 / 512-238**

**BUMPER**

*About the product:* Chrome plated zamac bumper keeper can be reversed to accommodate an inswinging or outswinging door with a round bar concealed latch. Fits on a 1-1/4" round edge pilaster. Holes are 1-1/2" on center.

*Related parts:* 512-012, 531-236, 512-368, 531-020, 531-185, 531-406

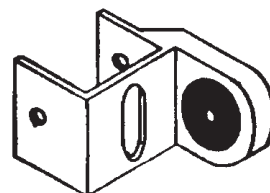


**91-138 / 512-307**

**BUMPER KEEPER**

*About the product:* Chrome plated zamac bumper keeper is used with inswinging doors that have a surface mounted slide latch. Fits on a 1-1/4" square edge pilaster.

*Related parts:* 512-011, 531-020, 531-185, 531-406

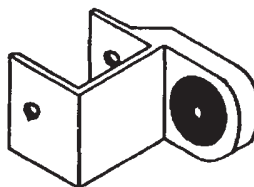


**91-119 / 512-221**

**BUMPER KEEPER**

*About the product:* Chrome plated zamac bumper keeper can be reversed to accommodate either an inswinging or outswinging door with a round bar concealed latch. Fits on a 1-1/4" square edge pilaster.

*Related parts:* 512-012, 512-236, 512-368, 531-020, 531-185, 531-406




**91-137 / 512-377**

**BUMPER**

*About the product:* Chrome plated zamac bumper is used with outswing doors with a surface mounted slide latch. Fits on a 1-1/4" square edge pilaster.

*Related parts:* 512-010, 531-009, 531-020, 531-185, 531-406






**91-26 / 512-123**  
**BUMPER KEEPER**

*About the product:* Chrome plated zamac bumper keeper is used with inswinging doors that have a surface mounted slide latch. Fits on a 1-1/4" square edge pilaster. Holes are 1-1/2" on center.


*Related parts:* 512-010, 512-009, 531-020, 531-185, 531-406



**91-78 / 512-039**  
**BUMPER**

*About the product:* Chrome plated zamac bumper is used with outswing doors that have a surface mounted slide latch. Fits on a 1-1/4" square edge pilaster. Holes are 1-1/2" on center.


*Related parts:* 512-010, 531-009, 531-020, 531-185, 531-406



**91-132 / 512-198**  
**BUMPER KEEPER**

*About the product:* Chrome plated zamac bumper keeper is used with inswinging doors that have a surface mounted throw latch. Fits on a 1-1/4" square edge pilaster. Holes are 1-1/2" on center.


*Related parts:* 512-011, 531-020, 531-185, 531-406



**91-81 / 512-023**  
**KEEPER**

*About the product:* Chrome plated zamac keeper is used with inswinging doors that have a surface mounted throw latch. Mounts on any thickness pilaster, square or round edge. Holes are 1-1/2" on center.

*Related parts:* 512-020, 512-011



**91-82 / 512-020**  
**BUMPER**

*About the product:* Chrome plated zamac bumper is used with inswinging or outswinging doors. Mounts on any thickness pilaster, square or round edge. Holes are 1-1/2" on center.


*Related parts:* 512-019, 512-023, 512-009, 512-010, 512-011



**900-10535 / 512-019**  
**KEEPER**

*About the product:* Chrome plated zamac keeper is used with inswinging doors that have a surface mounted slide latch. Mounts on any thickness pilaster, square or round edge. Holes are 1-1/2" on center.


*Related parts:* 512-020, 512-010, 512-009, 512-360, 512-247



**91-140 / 512-149**  
**BUMPER KEEPER**

*About the product:* Chrome plated zamac bumper keeper is used with inswinging or outswinging doors. Mounts on any flat surface. Used with a round bar concealed latch. Holes are 1-5/8" on center.

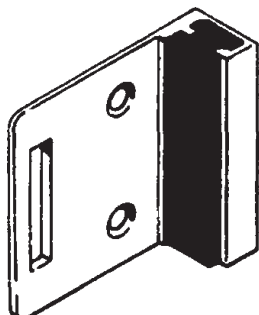
*Related parts:* 512-012, 512-236, 512-368



**91-139 / 512-197**  
**BUMPER KEEPER**

*About the product:* Chrome plated zamac bumper keeper is used with inswinging door that has a surface mounted throw latch. Mounts on any flat surface. Holes are 1-1/2" on center.


*Related parts:* 512-011



**91-135 / 512-100**  
**BUMPER KEEPER**

*About the product:* Chrome plated zamac bumper keeper is used with an inswinging door that has a surface mounted slide latch. Mounts on any flat surface. Holes are 1-1/2" on center.

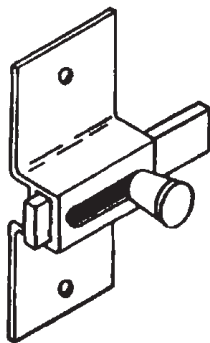
*Related parts:* 512-010, 512-009



**91-141 / 512-159**  
**BUMPER**

*About the product:* Chrome plated zamac bumper mounts on any flat surface. Used with an outswinging door that has a surface mounted slide latch. Holes are 1-5/8" on center.

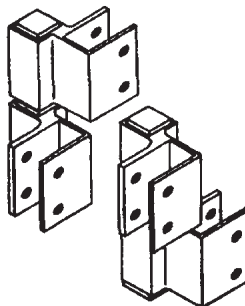
*Related parts:* 512-010, 512-009



**512-362  
SLIDE LATCH**

*About the product:* Extruded aluminum slide latch is surface mounted with 3-3/8" hole centers. It is used on 1" doors and pilasters.


*Related parts:* 512-428, 512-429, 531-523, 531-021, 531-406



**GRAVITY HINGE SET**

*About the product:* Extruded aluminum wrap around gravity hinges accommodate 1" thick doors and pilasters. Holes are 1-1/2" on center on each leaf. Comes complete with one pair of hinges and all attaching hardware to hang one door.

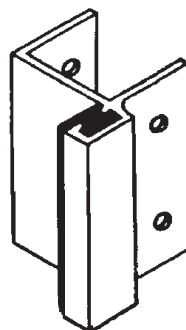
**512-387L**----- LEFT HAND IN  
**512-387R**----- RIGHT HAND IN



**91-103 / 512-428  
BUMPER KEEPER**

*About the product:* Extruded aluminum bumper keeper is used with inswinging doors and a surface mounted slide latch. Fits a 1" square edge pilaster. Holes are 1-1/2" on center.

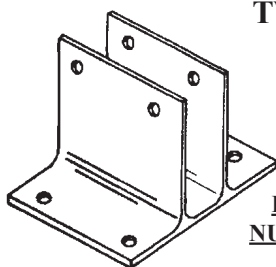
*Related parts:* 512-362, 531-436, 531-021, 531-406



**512-429  
BUMPER**

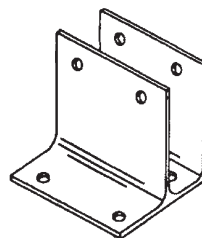
*About the product:* Extruded aluminum bumper is used with outswinging doors and a surface mounted slide latch. Fits a 1" square edge pilaster. Holes are 1-1/2" on center.

*Related parts:* 512-362, 531-436, 531-021, 531-406



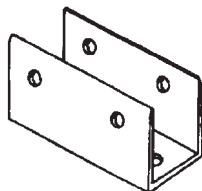
**TWO EAR WALL BRACKET  
EXTRUDED ALUMINIUM**

<u>PART NUMBER</u>	<u>PANEL THICKNESS</u>	<u>BRACKET HEIGHT</u>
91-144 / 512-130	1"	2-3/4"



**ONE EAR WALL BRACKET  
EXTRUDED ALUMINIUM**

<u>PART NUMBER</u>	<u>PANEL THICKNESS</u>	<u>BRACKET HEIGHT</u>
91-212 / 512-129	1"	2-5/8"
91-211 / 512-434	1-1/4"	2-5/8"



**"U" WALL BRACKET  
EXTRUDED ALUMINIUM**

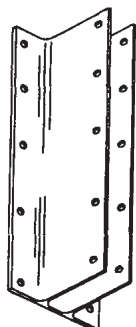
<u>PART NUMBER</u>	<u>PANEL THICKNESS</u>	<u>BRACKET HEIGHT</u>
512-435	1"	1-3/8"
91-169 / 512-436	1"	2-3/4"
512-437	1-1/4"	2-3/4"



**CONTINUOUS  
"U" BRACKETS  
EXTRUDED ALUMINIUM**

<u>PART NUMBER</u>	<u>PANEL THICKNESS</u>	<u>BRACKET HEIGHT</u>
512-441	1"	1-3/8"

**57-1/2" LONG**



**CONTINUOUS  
ONE EAR BRACKET  
EXTRUDED ALUMINIUM**

<u>PART NUMBER</u>	<u>PANEL THICKNESS</u>	<u>BRACKET HEIGHT</u>
512-438	1"	2-3/4"

**57-1/2" LONG**



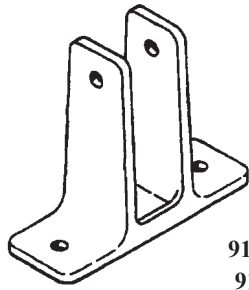
**CONTINUOUS  
ONE EAR BRACKET  
EXTRUDED ALUMINIUM**

<u>PART NUMBER</u>	<u>PANEL THICKNESS</u>	<u>BRACKET HEIGHT</u>
512-439	1"	2-3/4"
512-440	1-1/4"	2-3/4"

**57-1/2" LONG**

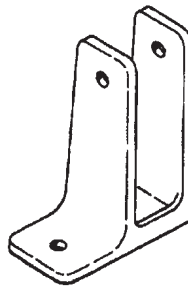
## Chrome Plated Zamac Wall Brackets

### TWO EAR WALL BRACKETS



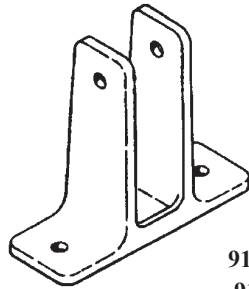
<u>PART NUMBER</u>	<u>PANEL THICKNESS</u>	<u>BRACKET HEIGHT</u>
512-450	1/2"	2-1/2"
512-154	3/4"	2-1/2"
91-213 / 512-451	7/8"	2-1/2"
91-17 / 512-118	1"	2-1/2"
91-18 / 512-053	1-1/4"	2-1/2"

### ONE EAR WALL BRACKETS



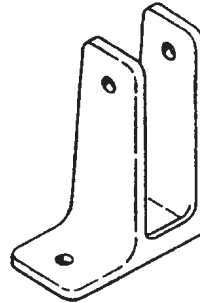
<u>PART NUMBER</u>	<u>PANEL THICKNESS</u>	<u>BRACKET HEIGHT</u>
512-452	1/2"	2-1/2"
512-453	3/4"	2-1/2"
91-67 / 512-152	7/8"	2-1/2"
91-15 / 512-138	1"	2-1/2"
512-002	1-1/8"	2-1/2"
91-16 / 512-110	1-1/4"	2-1/2"

### TWO EAR X-LONG BRACKETS



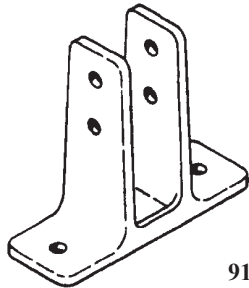
<u>PART NUMBER</u>	<u>PANEL THICKNESS</u>	<u>BRACKET HEIGHT</u>
91-160 / 512-454	1"	3-1/2"
91-97 / 512-134	1-1/4"	3-1/2"

### ONE EAR X-LONG BRACKETS



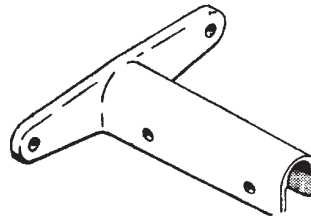
<u>PART NUMBER</u>	<u>PANEL THICKNESS</u>	<u>BRACKET HEIGHT</u>
91-244 / 512-143	1"	3-1/2"
91-288 / 512-142	1-1/4"	3-1/2"

### TWO EAR URINAL BRACKETS



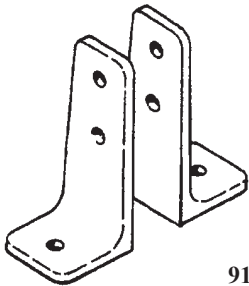
<u>PART NUMBER</u>	<u>PANEL THICKNESS</u>	<u>BRACKET HEIGHT</u>
512-460	1/2"	2-1/2"
512-461	3/4"	2-1/2"
512-462	7/8"	2-1/2"
91-160 / 512-133	1"	3-1/2"
91-161 / 512-082	1-1/4"	3-1/2"

### URINAL WING BRACKETS




<u>PART NUMBER</u>	<u>PANEL THICKNESS</u>	<u>BRACKET HEIGHT</u>
91-159 / 512-989	1"	12"
91-11 / 512-089	1-1/4"	6"

### TWO PIECE WALL BRACKETS



<u>PART NUMBER</u>	<u>PANEL THICKNESS</u>	<u>BRACKET HEIGHT</u>
91-162 / 512-464	ANY	1-1/2"
91-164 / 512-144	ANY	3-1/2"


### "U" WALL BRACKETS



<u>PART NUMBER</u>	<u>PANEL THICKNESS</u>	<u>BRACKET HEIGHT</u>
91-165 / 512-465	1/2"	1-1/2"
91-166 / 512-466	3/4"	1-1/2"
91-76 / 512-467	7/8"	1-1/2"
91-12 / 512-116	1"	1-1/2"
91-167 / 512-468	1-1/4"	1-1/2"

### 91-14 / 512-114

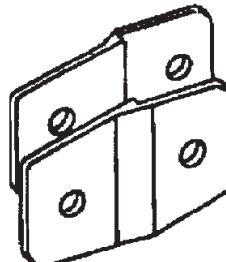
#### ALCOVE CLIP



*About the product:* Chrome plated zamac alcove clip is used on metal partitions to join a 1" panel to a 1-1/4" pilaster in an alcove layout.

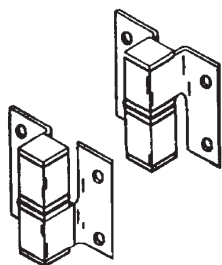
### 91-70 / 512-195

#### ALCOVE CLIP



*About the product:* Chrome plated zamac alcove clip is used on square edge partitions to join a panel to the pilaster in alcove layout. Joins any thickness panel to pilaster.

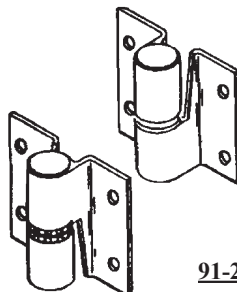
**GRAVITY HINGE SET**



**About the product:** Stamped stainless steel square barrel surface mounted hinges have hole centers of 1-1/2" vertically and 2-7/16" horizontally. The overall size is 3-1/8" wide x 3" high. Comes complete with one pair of hinges and all attaching hardware to hang one door.

91-173 / 512-217L/R----- RH INSWING/LH OUTSWING

**GRAVITY HINGE SET**

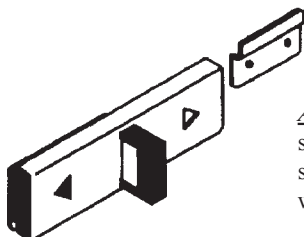


**About the product:** Stamped stainless steel round barrel surface mounted hinges have hole centers of 1-1/2" vertically and 2-3/8" horizontally. The overall size is 3" wide x 2-7/8" high. Comes complete with one pair of hinges and all attaching hardware to hang one door.

91-29SS / 512-484L-----LEFT HAND IN  
91-28SS / 512-484R-----RIGHT HAND IN

**91-260 / 512-627**

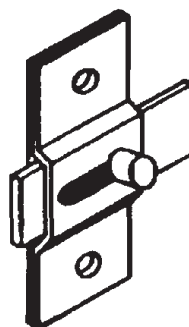
**SLIDE LATCH**



**About the product:** Heavy duty stamped stainless steel slide latch stamping is surface mounted complete with keeper.

**900-19628 / 512-278**

**SLIDE LATCH**

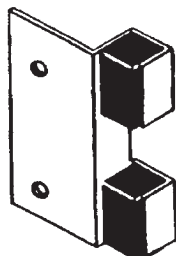


**About the product:** Heavy duty stamped stainless steel slide latch stamping is surface mounted with 1-7/8" hole centers.

**Related parts:** 512-279, 512-274, 531-523, 531-021, 531-406

**91-266 / 512-279**

**BUMPER**



**About the product:** Stamped stainless steel bumper is used with inswinging or outswinging doors. It mounts on any thickness pilaster, square or round edge. Holes are 1-7/8" center.

**Related parts:** 512-274, 512-278

**91-239 / 512-274**

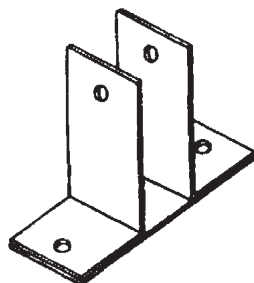
**KEEPER**



**About the product:** Stamped stainless steel keeper is used with inswinging door that has a surface mount slide latch. It mounts on any thickness pilaster, square or round edge. Holes are 1-7/8" center.

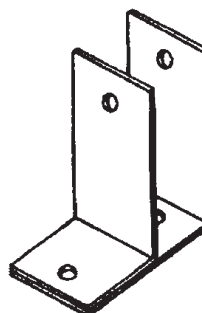
**Related parts:** 512-279, 512-278

**TWO EAR WALL BRACKETS**



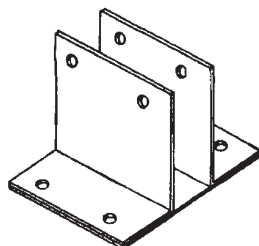
PART NUMBER	PANEL THICKNESS	BRACKET HEIGHT
512-250	1/2"	2-1/2"
512-254	3/4"	2-1/2"
512-259	7/8"	2-1/2"
91-97 / 512-264	1"	2-1/2"
512-270	1-1/4"	2-1/2"

**ONE EAR WALL BRACKETS**



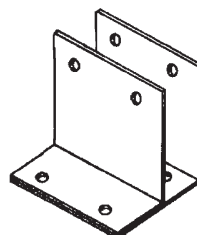
PART NUMBER	PANEL THICKNESS	BRACKET HEIGHT
512-255	1/2"	2-1/2"
512-260	3/4"	2-1/2"
512-251	7/8"	2-1/2"
512-265	1"	2-1/2"
512-272	1-1/4"	2-1/2"

**TWO EAR WALL BRACKETS**



PART NUMBER	PANEL THICKNESS	BRACKET HEIGHT
512-267	1/2"	2-1/2"
512-261	3/4"	2-1/2"
512-256	7/8"	2-1/2"
512-271	1"	2-1/2"
512-273	1-1/4"	2-1/2"

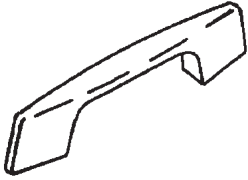
**ONE EAR WALL BRACKETS**



PART NUMBER	PANEL THICKNESS	BRACKET HEIGHT
512-253	1/2"	2-1/2"
512-266	3/4"	2-1/2"
512-269	7/8"	2-1/2"
512-258	1"	2-1/2"
512-263	1-1/4"	2-1/2"

**91-125 / 512-018**

**DOOR PULL**

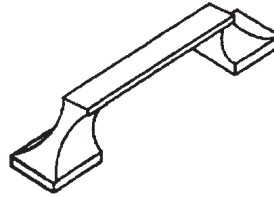


**About the product:** Chrome plated zamac door pull is used on both round or square edge outswinging doors. Holes are tapped 8-32 and are 2-3/4" on center.

**Related parts:** 512-009

**91-90 / 512-041**

**DOOR PULL**

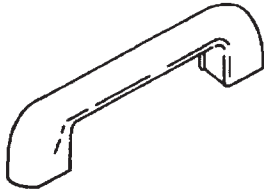


**About the product:** Chrome plated zamac door pull is used on both round or square edge outswinging doors. Holes are tapped 10-24 and are 2-5/8" on center.

**Related parts:** 512-040

**91-9 / 512-077**

**DOOR PULL**

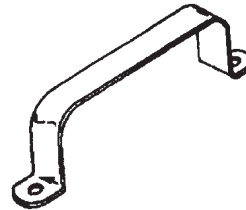


**About the product:** Chrome plated zamac door pull is used on both round or square edge outswinging doors. Holes are tapped 10-24 and are 3-1/2" on center.

**Related parts:** 512-010

**512-276**

**DOOR PULL**




**About the product:** Stamped stainless steel door pull is used on round or square edge outswinging doors. Holes are 4-3/4" on center.

**Related parts:** 512-278, 512-363

**91-10 / 512-120**

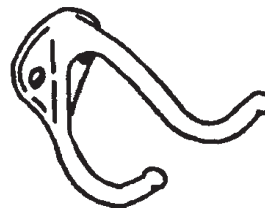
**DOOR BUMPER**



**About the product:** Chrome plated zamac door bumper is used on both round or square edge outswinging doors. Prevents door from hitting the wall and damaging.

**91-7 / 512-146**


**COAT HOOK**



**About the product:** Chrome plated heavy duty zamac coat hook is used on inswinging doors.

**91-124 / 512-105**

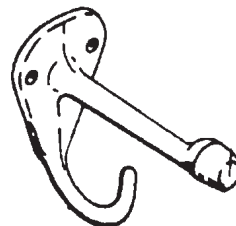
**BUMPER HOOK**



**About the product:** Chrome plated zamac combination door bumper and coat hook is used on both round or square edge inswinging door.

**91-6 / 512-055**

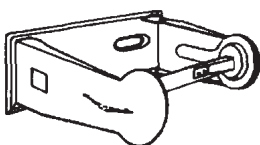
**BUMPER HOOK**



**About the product:** Chrome plated zamac combination door bumper and coat hook is used on both round or square edge inswinging door.

**91-48 / 512-173**

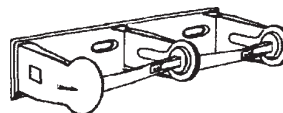
**TOILET PAPER HOLDER**



**About the product:** Surface mounted toilet tissue holder is constructed of 18 gauge chrome plated steel. The unit features a vandal and theft resistant locking mechanism and hinged arm for filling. Tension spring prevents free spinning of the roll. Holds one standard core roll through a 6" diameter.

**91-49 / 512-174**

**TOILET PAPER HOLDER**

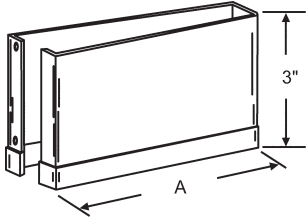


**About the product:** Surface mounted toilet tissue holder is constructed of 18 gauge chrome plated steel. The unit features a vandal and theft resistant locking mechanism and hinged arm for filling. Tension spring prevents free spinning of the roll. Holds two standard core roll through a 6" diameter.



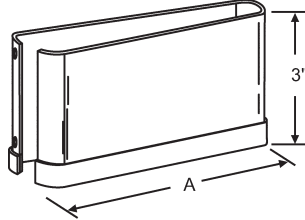
## Partition Accessories

### SQUARE/OPEN PILASTER SHOES 1-1/4" THICKNESS



Part#	"A"
91-31	2"
91-33	3"
91-35	4"
91-37	5"
91-39	6"
91-41	7"
91-43	8"
91-45	10"
91-47	12"


### ROUND/OPEN PILASTER SHOES 1-1/4" THICKNESS



Part#	"A"
91-30	2"
91-32	3"
91-34	4"
91-36	5"
91-38	6"
91-40	7"
91-42	8"
91-44	10"
91-46	12"

### 91-63 / 512-153

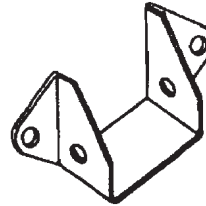
#### HEADRAIL END PLUG



**About the product:** Chrome plated zamac end plug fits 1" wide anti-grip headrail.

### 91-13 / 512-148

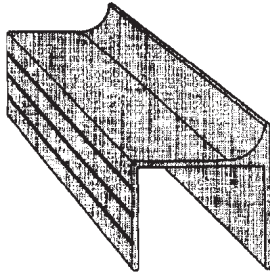
#### HEADRAIL BRACKET



**About the product:** Chrome plated zamac bracket secures 1" wide headrail to the wall. For use on metal pilasters with 512-284 headrail.

#### ANTI-GRIP HEADRAIL

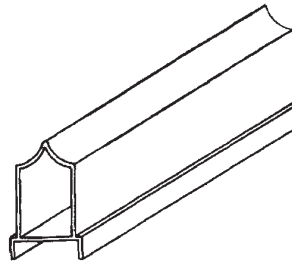
**About the product:** Heavy duty anodized aluminum extrusion fits 1-1/4" thick round edge, metal pilasters. Use 512-148 bracket.



PART NUMBER	LENGTH OF HEADRAIL
512-284-48	48"
512-284-60	60"
512-284-72	72"

#### ANTI-GRIP HEADRAIL


**About the product:** Heavy duty anodized aluminum extrusion fits 1-1/4" thick round edge, metal pilasters. Use 512-525 bracket.



PART NUMBER	LENGTH OF HEADRAIL
512-285-48	48"
512-285-60	60"
512-285-72	72"

#### ONE WAY SHOULDER SCREWS


##### CHROME PLATED



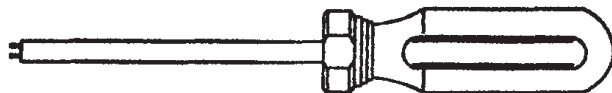
PART NUMBER	SIZE OF THREAD	SCREW LENGTH
531-556	10-24	1/2"
20-292 / 531-523	10-24	3/4"
20-291 / 531-436	10-24	15/16"
531-036	10-24	1-1/16"
20-187 / 531-020	10-24	1-3/16"
20-281 / 531-479	10-24	1-5/16"

#### ONE WAY SHOULDER SCREWS

##### CHROME PLATED



PART NUMBER	SIZE OF THREAD	NUT LENGTH
20-186 / 531-021	10-24	1/2"
20-293 / 531-185	10-24	5/8"




#### UN-DO-IT TOOLS

**About the product:** Tools used to remove one way fasteners. Nylon handle and steel shaft hold two heat treated pins.

PART NUMBER	SIZE
531-488	For #6 and #8 Screw
531-406	For #8 and #10 Screw
531-489	For #12 and #14 Screw
59-18 / 531-533	3 Pak - 1 of each size

#### ONE WAY MACHINE SCREWS

##### CHROME PLATED



PART NUMBER	SCREW SIZE	HEAD TYPE
531-502	8-32 X 1"	Oval
531-018	8-32 X 1-1/8"	Oval
531-245	8-32 X 1-3/8"	Oval
531-550	8-32 X 1-5/8"	Round
531-558	10-24 X 3/4"	Round
531-552	10-32 X 3/4"	Round