


QUICK STRAP®

EXANSION TANK MOUNTING BRACKETS



- Secures tank to wall and takes weight load off pipes
- Galvanized and stainless steel construction
- QS-5 Supports tanks up to 9" diameter
- QS-12 Supports tanks from 9-1/2 to 13" diameter
- Includes mounting bracket, (2) support straps, and #8 x 1.5" mounting screws

MODEL#	DESCRIPTION	BOX QTY
QS-5	Up to 2.5 gal; Up to 9" diameter	15
QS-12	Up to 5 gal; 9.5" to 13" diameter	15

QUICK PAN™

Water Heater Pan



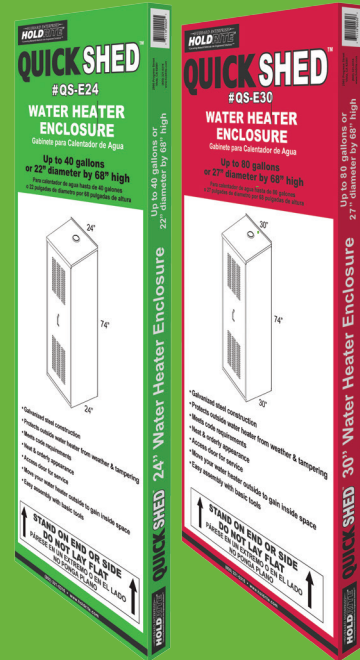
Add -C to model # for 1" CPVC drain fitting

- Meets Code Requirements
- Rolled edges for safety
- Aluminum pan with 1" PVC or CPVC drain fitting
- Use with gas or electric water heaters
- Now with a compact 1" Bulkhead Fitting

MODEL#	DESCRIPTION	BOX QTY
QP-20	20" Aluminum Water Heater Pan with drain fitting	6
QP-22	22" Aluminum Water Heater Pan with drain fitting	6
QP-24	24" Aluminum Water Heater Pan with drain fitting	6
QP-26	26" Aluminum Water Heater Pan with drain fitting	6
QP-28	28" Aluminum Water Heater Pan with drain fitting	6
QP-30	30" Aluminum Water Heater Pan with drain fitting	6

QUICK SHED™

Water Heater Enclosure



- Superior engineered design
- Meets code requirements
- Galvanized steel construction
- Protects outside water heater from weather and tampering
- Provides neat and orderly appearance
- Move water heater outside to increase inside space
- Easy assembly with basic tools
- Screws provide secure installation
- Superior front panel design provides access door for service
- Air space crush zone packaging protects corners and transfers weight evenly across product during transportation


MODEL#	DESCRIPTION	BOX QTY
QS-E24	24" Shed Enclosure (24" x 74" x 24")	1
QS-E26	26" Shed Enclosure (26" x 74" x 26")	1
QS-E30	30" Shed Enclosure (30" x 74" x 30")	1

HOLDRITE®

CONVERTING MAKESHIFT METHODS INTO ENGINEERED SOLUTIONS™

WATER HEATER AND EQUIPMENT ACCESSORIES

QUICK FLEX™ CONNECTOR



CONNECTOR APPLICATIONS



QUICK FLEX™ Connector Advantages

Compares to Copper Corrugated Connectors

- Large ID for Higher Flow Rate
- No Need for Dielectric Unions
- Reduce Installation Costs
- Minimize Corrosion & Electrolysis
- Extreme Flexibility
- Ideal for Close to the Wall or Unique Installations
- Provide Added Flexibility in Seismic Zones

Compares to Braided Connectors

- Large ID for Higher Flow Rate
- Will not Kink
- 3/4" to 2" Diameter Connectors Available
- High Flexibility for Tight Turning Radius

MODEL#	DESCRIPTION	BOX QTY	TECHNICAL DATA
QFC-7515	3/4" FIP x 3/4" FIP x 15" Stainless Steel Water Heater Connector	35	TECHNICAL DATA • Meets ASME A112.18.6 • #304 Stainless Steel • 125 Service/200 Max PSI • 190° Temperature Rated • IAPMO Listed INSTALLATION Do Not Over Tighten Check washer to confirm in place. Install hand tight plus 1/4 turn.
QFC-7518	3/4" FIP x 3/4" FIP x 18" Stainless Steel Water Heater Connector	35	
QFC-7524	3/4" FIP x 3/4" FIP x 24" Stainless Steel Water Heater Connector	35	
QFC-17518	1" FIP x 3/4" FIP x 18" Stainless Steel Water Heater Connector	30	
QFC-17524	1" FIP x 3/4" FIP x 24" Stainless Steel Water Heater Connector	30	
QFC-0118	1" FIP x 1" FIP x 18" Stainless Steel Water Heater Connector	25	
QFC-0124	1" FIP x 1" FIP x 24" Stainless Steel Water Heater Connector	25	
QFC-11418	1-1/4" FIP x 1-1/4" FIP x 18" Stainless Steel Water Heater Connector	12	
QFC-11218	1-1/2" FIP x 1-1/2" FIP x 18" Stainless Steel Water Heater Connector	10	
QFC-0218	2" FIP x 2" FIP x 18" Stainless Steel Water Heater Connector	9	

See HOLDRITE list price sheet at www.holdrite.com



QUICK STAND™ SUSPENDED PLATFORM

- CEILING MOUNT
- Cross Braces for seismic requirements
- 1" PVC or CPVC drain fitting (MIP/Socket)
- For 1" CPVC drain fitting add -C to model #.
- #40-SWHP supports up to 20 gallons or 375 lbs.
- #50-SWHP supports up to 50 gallons or 600 lbs.

Model#	Drain Pan Size	Box Qty	Pallet Qty
40-SWHP	21-1/4" x 21-1/4"	1	10
50-SWHP	26-1/2" x 26-1/2"	1	10



QUICK STAND™ SUSPENDED PLATFORM

- CEILING MOUNT
- No Cross Braces
- A Series has 1" PVC or CPVC drain fitting (MIP/Socket)
- For 1" CPVC drain fitting add -C to model #.
- #40-SWHP-A supports up to 20 gallons or 375 lbs.
- #50-SWHP-A supports up to 50 gallons or 600 lbs.
- M Series has 1" Metal drain fitting
- #40-SWHP-M supports up to 20 gallons or 375 lbs.
- #50-SWHP-M supports up to 50 gallons or 600 lbs.

Model#	Drain Pan Size	Box Qty	Pallet Qty
30-SWHP-M	24" x 34" x 24"	1	10
40-SWHP-A	21-1/4" x 21-1/4"	1	10
50-SWHP-A	26-1/2" x 26-1/2"	1	10
40-SWHP-M	21-1/4" x 21-1/4"	1	10
50-SWHP-M	26-1/2" x 26-1/2"	1	10






QUICK STAND™ SUSPENDED PLATFORM

- WALL MOUNT
- 1" PVC or CPVC drain fitting (MIP/Socket)
- for 1" CPVC drain fitting add -C to model #.
- #40-SWHP-W supports up to 20 gallons or 375 lbs.
- #50-SWHP-W support up to 50 gallons or 600 lbs.
- 1" Metal drain fitting
- #40-SWHP-WM supports up to 20 gallons or 375 lbs.
- #50-SWHP-WM supports up to 50 gallons or 600 lbs.

Model#	Drain Pan Size	Box Qty	Pallet Qty
40-SWHP-W	21-1/4" x 21-1/4"	1	10
50-SWHP-W	26-1/2" x 26-1/2"	1	10
40-SWHP-WM	21-1/4" x 21-1/4"	1	10
50-SWHP-WM	26-1/2" x 26-1/2"	1	10

LOAD RATING		
Product	*Maximum Weight	**Gallons
#30 SWHP Series	300 pounds	20
#40 SWHP Series	375 pounds	20
#50 SWHP Series	600 pounds	50
#40-S-22 Series	650 pounds	52
#40-S-24 Series	1200 pounds	100
#40-S-30-U Series	1200 pounds	100

* Third party lab tested.
** Check dimensional footprint of water heater to determine appropriate QUICK STAND Model #.


MODEL	  		
	IAPMO LISTED	CITY OF L.A. APPROVED	CALIFORNIA ACCEPTED
QUICK STRAP-50	✓	✓	✓
QUICK STRAP-50-D	✓	✓	✓
QUICK STRAP-50-F	✓	✓	✓
QUICK STRAP-50-P	✓	✓	✓
QUICK STRAP-120	✓	✓	✓



QUICK STRAP® DELUXE

- The most tested and recognized water heater restraint
- Powder-coated steel water heater strap with (2) safety caps
- Supports up to 80 gallon water heaters
- Customized label available with your company name

Model#	Size	Box Qty	Pallet Qty
QS-50-D	Up to 80 gal.	15	120



QUICK STRAP®

- The most tested and recognized water heater restraint
- Galvanized water heater strap in box
- QS-50, QS-50-P Supports up to 80 gallon water heaters
- QS-120 Supports up to 120 gallon water heaters


Model#	Size	Qty	Pallet Qty
QS-50	Up to 80 gal.	15/Box	120
QS-50-S	Up to 80 gal.	15/Box	120
QS-50-P	Up to 80 gal.	15/Bag	180
QS-120	Up to 120 gal.	12	60



QUICK BELT®

- The most tested and recognized water heater restraint
- Soft-belt style water heater strap
- #QB-50-F supports up to 80 gallon water heaters

Model#	Size	Box Qty	Pallet Qty
QB-50-F	Up to 80 gal.	20	120



QUICK STAND™

- Water heater stand, both assembled and unassembled
- Galvanized steel construction
- "-U" models are unassembled, "-A" models are pre-assembled

Model#	Size	Box Qty	Pallet Qty
40-S-22-U	Up to 52 gal. / 650 lbs.	1	24
40-S-22-A	Up to 52 gal. / 650 lbs.	1	24
40-S-24-U	Up to 100 gal. / 1,200 lbs.	1	18
40-S-24-A	Up to 100 gal. / 1,200 lbs.	1	18
40-S-30-U	Up to 100 gal. / 1,200 lbs.	1	12