




MAKING MODERN LIVING POSSIBLE

*Danfoss*



## Danfoss Hydronic Comfort Controls

# CATALOG

HD.CAT.2012

- Thermostatic Radiator Valves and Operators
- Electric Valve Actuators
- Electric Zone Valves
- Thermostatic Heating / Cooling Controllers
- Thermostats for Hydronic Systems, Floor Heating and HVAC
- Balancing Valves
- Thermostatic and Motorized Mixing Valves
- Solid Fuel and Solar Controls
- Snow Melt Control System
- Hydronic Specialities
- Spare Parts and Accessories











Description	Page
<b>THERMOSTATIC VALVE OPERATORS</b>	
RA 2000 Thermostatic Radiator Valve Operators	4
RAVV Self-Acting Thermostatic Operators	5
RAVK Self-Acting Thermostatic Operators	5
FTC Self-Acting Thermostatic Operators	5
<b>ELECTRIC VALVE ACTUATORS</b>	
TWA-A Thermal Wax Actuator	6
TWA-V Thermal Wax Actuator	6
ABRA Actuator	6
ABNM 0-10 VDC Modulating Actuator	6
ABV Adjustable Flow Limitation and Manual Operation Actuator	7
<b>VALVE BODIES</b>	
RA 2000 Thermostatic Radiator Valve Bodies	8 - 9
Insert Radiator Valve Insert for SWRF-B Valves	9
VMT Valve Body for Thermostatic Operators and Electric Actuators	10
RA-C Heating and Cooling Valve Bodies	10
KOVM Mixing Valve Body	10
VTA ESBE VTA 570 3-way Mixing Valve	10 - 33
<b>ZONE VALVE PACKS</b>	
TWA Actuator, Valve and Thermostat (Deluxe) Kits	11
ABRA Actuator, Valve and Thermostat (Deluxe) Kits	11
<b>THERMOSTATIC HEATING / COOLING CONTROLLERS</b>	
FEK Cooling Circuit Controller	12
FEV Heating Circuit Controller	12
FED Cooling and Heating Circuit Controller	12
<b>THERMOSTATIC FLOOR HEATING CONTROLLERS</b>	
FHV-R Floor Temperature Control	13
FHV-A Room Temperature Control	13
<b>ROOM THERMOSTATS - HEATING</b>	
RMT Room Thermostats	14
RET Electronic Room Thermostats	14
RET B Battery Powered Room Thermostats	14
<b>PROGRAMMABLE THERMOSTATS</b>	
TP7000 Programmable Heat Only Room Thermostats	15
<b>FLOOR HEATING THERMOSTATS</b>	
MTC Electronic Room Thermostats	16
MTD Electronic Room Thermostats	16
FH Electronic Room Thermostats	17
<b>SNOW MELTING SYSTEM</b>	
ETS Controller	18
ETOG Ground Sensor	18
ETOR Gutter Sensor	18
ETF Outdoor Sensor	18
DS-224 Controller	19
DS-824 Controller	19

Description	Page
<b>PX SERIES PIPE FREEZE PROTECTION</b>	
PX PX Cable	20 - 21
PX PX Controls	21
PX PX Accessories	21
SRIG Self-Regulated Ice Guard Cable	22
<b>HYDRONIC SPECIALTIES</b>	
AVTB Thermostatic Valves	23
AVTB - RA Thermostatic Valves	23
<b>BALANCING VALVES</b>	
STV/STVL Circuit Balancing Valves	24
STVA Circuit Balancing Valves	24
<b>ROTARY MIXING VALVES AND ACTUATORS</b>	
AVDO Constant Flow Control Valve	24
VRG/ F ESBE 3 & 4 Way Mixing Valves	25 - 26
DIN Flanges/Gaskets	26
ARA600 ESBE Control Actuators	27
Series 90 ESBE Control Actuators	28
VM-GIB High Torque Actuators	28
<b>SOLID FUEL AND SOLAR CONTROLS</b>	
VTC ESBE Thermostatic Valves	29
ATA ESBE Thermostatic Draft Regulator	30
<b>THERMOSTATIC MIXING VALVES</b>	
MR ESBE Thermostatic Mixing Valves	31 - 32
Series 20 ESBE Thermostatic Mixing Valves	33
<b>SPARE PARTS AND ACCESSORIES</b>	
TEMPRESS Valves	34
RA 2000 Thermostatic Radiator Valves & Operators	35 - 37
VRG ESBE 3 & 4 Way Mixing Valves	37
MG ESBE 3 & 4 Way Mixing Valves	38
G/F ESBE 3 & 4 Way Mixing Valve	39 - 40
Series 60 ESBE Control Actuators	41
Series 90 ESBE Control Actuators	41
ARA600 ESBE Control Actuators	41
Series 20 ESBE Thermostatic Mixing Valves	42
MR/HR ESBE Thermostatic Mixing Valves	43
STV Balancing Valves	43
TV ESBE Thermostatic Valves	44
AVDO Constant Flow Control Valve	44
8000 Thermostat	44
AVTB Thermostatic Valves	45
<b>NUMERICAL CODE NUMBER LISTING</b>	
	46 - 48
<b>CROSS REFERENCE</b>	
	49 - 51
<b>RA AND RAV TO RA 2000 REPLACEMENT GUIDE</b>	
	52
<b>CONDITIONS AND WARRANTY</b>	
	53 - 54

## RA 2000

**RA 2000** thermostatic operators provide automatic temperature control for free standing radiators, baseboards or convectors in hot water and low temperature steam systems. Valve bodies sold separately.

RA 2000 Operators	Code No.	Description		Required Valve Body	Master Carton Qty.
	<b>013G8250</b>	<b>RA 2000 Valve Mounted Dial and Sensor.</b> Snap action mechanism allows for easy installation and removal without the use of tools.		RA 2000	60 pcs.
	<b>013G8252</b>	<b>RA 2000 Valve Mounted Dial with Remote Sensor.</b> Snap action mechanism allows for easy installation and removal without the use of tools. 6' Capillary Tube.			45 pcs.
	<b>013G8240</b>	<b>RA 2000 Tamper Resistant Valve Mounted Dial and Sensor.</b> Set screw mount.			48 pcs.
	<b>013G2922</b>	<b>RA 2000 Tamper Resistant Valve Mounted Dial with Remote Sensor.</b> Set screw mount. 6' Capillary Tube.			45 pcs.
	<b>013G8562 *</b>	<b>RA 2000 Wall Mount Operator with combined Remote Mounted Sensor and Dial.</b>	6' (1.8 m) Capillary		24 pcs.
	<b>013G8565 *</b>		16' (4.9 m) Capillary		
	<b>013G8568 *</b>		26' (7.9 m) Capillary		
	<b>013G8564 *</b>	<b>RA 2000 Operator with Separate Remote Mounted Sensor and Dial.</b> 2 X 6' Capillary Tubes.			20 pcs.
	<b>013G5002</b>	<b>RA 2000 Manual Adjustment Handle.</b> Allows use as a manual hand valve. Hot Water Only.		150 pcs.	
	<b>013G1350</b>	<b>Angle Adaptor</b> For use only on Hot Water Systems		N/A	



\* Includes socket for use on RAV, KOVM and VMT valve bodies  
RA and RAV to RA 2000 Operator Replacement Guide - See Page 52

**For more information on TRV's, visit our website:  
[www.radiatorcontrol.com](http://www.radiatorcontrol.com)**



For spare parts and accessories see pages: 34 - 45  
For RA 2000 valve bodies, see page: 8

## RAVV, RAVK, FTC


**RAVV** is a self-acting thermostatic element used to control temperatures in small hot water storage tanks and to regulate flow to air heating coils. RAVV closes on rising sensor temperature.

RAVV	Code No.	Description			Capillary Length
		Type	Temperature Range	Required Valve Body	
	<b>013U1251</b>	Thermostatic	104° - 158°F (40° - 70°C)	VMT	5 ft. (1.5 m)
	<b>013U1252</b>		80° - 132°F (27° - 57°C)		
	<b>013U1255</b>		50° - 100°F (10° - 38°C)		
	<b>017-4370</b>	½" Brass Sensor Well for RAVV and RAVK			

**RAVK** is a self-acting thermostatic element used to control temperatures in small hot-water cylinders (i.e. storage tanks) or heat exchangers in radiator heating systems. RAVK closes on rising sensor temperature.

RAVK	Code No.	Description			Capillary Length
		Type	Temperature Range	Required Valve Body	
	<b>013U8063</b>	Thermostatic	77° - 149°F (25° - 65°C)	VMT (065F0102 or 065F0104) or KOVIM	6' 6" (2 m)
	<b>017-4370</b>	½" Brass Sensor Well for RAVV and RAVK			


**FTC** is a self-acting thermostatic sensor used for flow temperature control of floor heating and radiator heating systems. The water temperature is measured by a surface sensor, which is easily mounted on the pipe by means of a strip (enclosed with the product). The snap-lock connector of the sensor element secures a firm connection to the valve. Closes on rising sensor temperature. Maximum ambient temp. 150° F (65° C). Maximum flow temp. 250° F (120° C). Capillary tube length 0 to 6.5' (0 to 2.0 m).


FTC	Code No.	Description			Master Carton Qty.
		Type	Temperature Range	Required Valve Body	
	<b>013G5081</b>	Self Acting Thermostatic Operator c/w 6' 6" (2 m) capillary and strap on sensor. Celsius temperature scale on dial.	59° - 122°F (15° - 50°C)	RA 2000 or RA-C	20 pcs.
	<b>013G5080</b>		95° - 158°F (35° - 70°C)		

For spare parts and accessories see pages: 34 - 45


## TWA-A, TWA-V, ABRA, ABNM

**TWA** actuators are used to electrically activate valves on hot water heating systems, where slow opening and closing is desirable to eliminate water hammer associated with quick acting valves.

TWA-A	Code No.	Description			Master Carton Qty.
		Type	Model	Required Valve Body	
	088H3110	NC	TWA-A Actuator 24VAC 2.0 VA c/w valve position indicator.	RA 2000	60 pcs.
	088H3111	NO			
	088H3114	NC 4 Wire with end switch	TWA-A Actuator 24VAC 2.0 VA c/w valve position indicator.		


TWA-V	Code No.	Description			Master Carton Qty.
		Type	Model	Required Valve Body	
	088H3120	NC	TWA-V Actuator 24VAC 2.0 VA	VMT (065F0102 or 065F0104 only)	60 pcs.
	088H3121	NO			

**ABRA** actuators are used to electrically activate valves on hot water heating and low pressure steam systems, where slow opening and closing is desirable to eliminate water hammer associated with quick acting valves.

ABRA	Code No.	Description			Master Carton Qty.
		Type	Model	Required Valve Body	
	082F1085	NC 4 wire with end switch	ABRA Actuator 24VAC 2.0 VA	RA 2000	10 pcs.

See page 7 for adaptor rings

**ABNM** modulating valve actuators are used in direct digital controlled (DDC) systems with 0-10 V DC control voltage. The ABNM design offers precision regulation, long life, silent operation and full valve modulation. Utilized on hot water and low pressure steam systems.

ABNM	Code No.	Description			Master Carton Qty.
		Type	Model	Required Valve Body	
	082F1091	NC	ABNM Actuator (requires 0 -10 VDC signal) 24VAC 1.5 VA	RA 2000	60 pcs.

See page 7 for adaptor rings

For spare parts and accessories see pages: 34 - 45

**For more information on TRV's, visit our website:  
[www.radiatorcontrol.com](http://www.radiatorcontrol.com)**


## ADAPTOR RINGS, ABV

### ABRA/ABNM ADAPTOR RINGS

These assemblies can be used as replacements to older Danfoss OEM ABNA thermo actuators or as a replacement to other manufacturers' manifold or valves.

Code No.	Description
VA33	Uponor manifold
VA50H	Honeywell Braukmann
VA54H	MMA, Macon
VA64	RTI (Pettinaroli) manifold
VA78	Danfoss RA2000
VA80H	Heimeier, Overtrop (since 1997), TACO (Alpha actuator, since 2005), Embassy manifold







**ABV** is a thermo-hydraulic actuator for two point control used to control floor temperature, floor heating systems, hot-water service systems, zone valves and district heating systems. Adjustable flow limitation and manual operation. Maximum ambient temperature 140°F (60°C).

ABV	Code No.	Description		
		Type	Model	Required Valve Body
	082F0002	NO	<b>ABV Actuator</b> 24VAC 9.0 VA	VMT or KOVM
	082F0052	NC		

For spare parts and accessories see pages: 34 - 45


## RA 2000, Valve Insert

RA 2000 valve bodies are designed to meet the demands of the residential, commercial and industrial sectors.

RA 2000	Code No.	Description				Master Carton Qty.	
		Connection		Cv	Design		Application
		Size	Type				
	013G8013	1/2"	FPT x MPT Union Tailpiece	1.6	Side Mount Angle	Water or 2 Pipe Low Pressure Steam	24 pcs.
	013G8018	3/4"		2.1			18 pcs.
	013G8023	1"		2.8			
	013G8030	1-1/4"		2.8			
	013G8015	1/2"	FPT x MPT Union Tailpiece	1.6	Straight	Water or 2 Pipe Low Pressure Steam	24 pcs.
	013G8020	3/4"		2.7			18 pcs.
	013G8025	1"		2.8			
	013G8032	1-1/4"		2.8			
	013G8014	1/2"	FPT x MPT Union Tailpiece	1.6	Angle	Water or 2 Pipe Low Pressure Steam	24 pcs.
	013G8019	3/4"		2.7			18 pcs.
	013G8024	1"		2.8			
	013G8031	1-1/4"		2.8			
	013G8042	1/2"	Solder Union	1.6	Straight	2 Pipe Hot Water	35 pcs.
	013G8044	3/4"		2.7			
	013G0140	1/8"	NPT	NA	1 Pipe Steam with Vacuum Breaker	1 Pipe Steam	30 pcs.
	013L8011	1/8"	NPT	NA	Air Vent for 013G0140	1 Pipe Steam	N/A

## Danfoss Radiator Valve Insert for Dunham-Bush SWRF-B 3/4" Valve

The **Danfoss Valve Insert Conversion Kit** is specifically designed for the modification of the Dunham-Bush SWRF-B 3/4" valve body. With this conversion kit, room temperature control through a thermostatic operator can be utilized to bring added comfort and reduced overheating within the room.

	Code No.	Description
	013G8074	Danfoss valve insert conversion specifically for Dunham-Bush SWRF-B, 3/4" valve body

For spare parts and accessories see pages: 34 - 45

**For more information on TRV's, visit our website:**  
[www.radiatorcontrol.com](http://www.radiatorcontrol.com)

## RA 2000, Conversion Valve, Tailpieces

**RA 2000 1-Pipe Steam Radiator to Hot Water Conversion Valve** is a special conversion valve that allows a single connection point to serve as both the supply and return for a hot water based system. One such application of the conversion valve is the transition of a cast iron 1-pipe steam radiator to hot water. With the conversion valve the system piping can be transformed to a conventional one pipe hot water (diverter) or two pipe hot water system. Tailpieces and unions are required when installing.

Conversion Valve	Code No.**	Size	Description			
			Connection		Cv	Design
			System	Radiator		
	<b>013G3270</b>	1/2"	Rp 1/2 int. thread	R 1/2	2.34*	RA15/6T with internal bypass
	<b>013G3268</b>		G 3/4 ext. thread			
	<b>013G3215</b>		Rp 1/2 int. thread		1.17	RA15/6TB without internal bypass

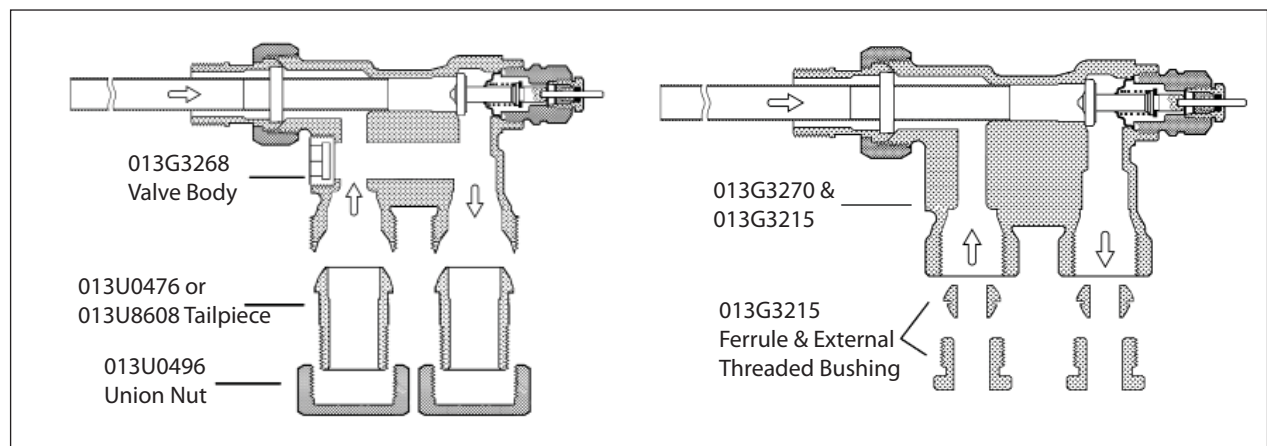
\*C<sub>v</sub> = C<sub>v</sub> bypass + C<sub>v</sub> radiator. Max flow through radiator, approx. 35%.

\*\* Required Tailpieces ordered Separately

### Required Tailpieces for Conversion Valve

Required Fitting	Code No.	Description
	<b>013G4116</b>	1/2" Copper compression fitting for RA15/6T & TB, 2 pcs required, use with 013G3215 & 013G3270 only
	<b>013U0476</b>	1/2" M. NPT tailpiece for RA15/6TB, 2 pcs required, use with 013G3268 only
	<b>013U8608</b>	1/2" F. solder tailpiece for RA15/6TB, 2 pcs required, use with 013G3268 only
	<b>013U0496</b>	1/2" Union nut for RA15/6TB, 2 pcs required, use with 013G3268 only


For application reference, please see the images below.







## VMT, RA-C, KOVM, VTA

**VMT** is a 2-way seated valve, used primarily for heating systems. The valve can be combined with thermostatic element RAVV, ABV, TWA-V or RA 2000 wall mount operators.

VMT	Code No.	Description				
		Connection		Cv	Design	Application
		Size	Type			
	065F0102	1/2"	Solder	1.8	Straight Union	RAVV, ABV, TWA-V*, RA 2000 Wall Mount Operators
	065F0104	3/4"		2.7		
	065F8960	1/2"		3.3		
	065F8961	3/4"		5.9		
	065F1242	1"	NPT (M)	9.4		


\*(065F0102 or 065F0104 only).

**RA-C** valves, together with Danfoss self-acting and electronic controllers, make up a perfect combination for control of cooling and heating circuits. RA-C is a normally open valve. In an application with FEK or FED controllers, RA-C valves open when room temperature rises above set point. The RA-C valves have four possible pre-settings, ensuring the correct water flow to each circuit.

RA-C	Code No.	Conn. Size	Presettings: Cv Value				Water Temp.	Master Carton Qty.	
			1	2	3	N			
	013G3094	1/2"	0.35	0.64	0.88	1.05	50° - 248°F (10° - 120°C)	75 pcs.	
	013G3096	3/4"	0.94	1.29	1.99	3.04		48 pcs.	
	013U0496	1/2"	Nut						
	013U8608		Tailpiece - Female Solder						
	013U0476		Tailpiece - Male Threaded						
	013U0499	3/4"	Nut						
	013U8609		Tailpiece - Female Solder						
	013U0479		Tailpiece - Male Threaded						


**Note:** Separate nut and tailpiece (threaded or solder) required (2 sets per valve).

**KOVM** mixing valve bodies are designed to maintain room temperature by controlling hot (or chilled) water flow through radiators, fans, convectors, etc. Due to the KOVM's unique bypass design, a constant system flow is achieved regardless of the room's heating (or cooling) requirements, therefore system pressures and flow rates are automatically kept constant without the need for pressure controlled bypass valves. (Not suitable for diverting applications)

KOVM	Code No.	Connection			Design	For use with
		Size	Type	Cv		
	013U3017	1/2"	NPT	1.75	3 Way Heating or Cooling Mixing Valve	RAVK, RA 2000 (013G8564)
	013U301501		Comp.			
	013U302001			2.34		

## ESBE VTA 570 3-way Thermostatic Valve


**VTA 570** is a 3-way thermostatic valve that can be utilized as a mixing or diverting application for hydronic closed looped systems. Typically, this thermostatic control is used as a non-electric alternative for a 2-pipe changeover diverting application. This 3-way valve is a replacement to the KOVC Thermostatic valve


VTA 570	Code No.	Design
	31700100	3/4" union body, 3-way thermostatic valve capable of applications involving either for mixing or diverting, settable range 50 - 86°F (10 - 30°C)
	065B8892	3/4" solder union tailpieces


For spare parts and accessories see pages: 34 - 45


## ZONE VALVE PACKS

**Zone Valve Packs** are a cost effective and convenient way to meet your zone valve requirements. Basic and Deluxe Packs include both actuator and valve body in one package. Deluxe Packs also include RETB thermostat.

TWA Basic	Code No.	Connection			Description
		Size	Type	Cv	
	<b>TWA4200</b>	1/2"	Solder	1.6	088H3114 24V actuator with end switch. 013G8042 -1/2" solder union valve.
	<b>TWA4400</b>	3/4"		2.7	088H3114 24V actuator with end switch. 013G8044 -3/4" solder union valve.

TWA Deluxe	Code No.	Connection			Description
		Size	Type	Cv	
	<b>TWA42RETB</b>	1/2"	Solder	1.6	088H3114 24V actuator with end switch. 013G8042 -1/2" solder union valve. 087N7251 RETB thermostat.
	<b>TWA44RETB</b>	3/4"		2.7	088H3114 24V actuator with end switch. 013G8044 -3/4" solder union valve. 087N7251 RETB thermostat.



ABRA Basic	Code No.	Connection			Description
		Size	Type	Cv	
	<b>ABRA4200</b>	1/2"	Solder	1.6	082F1085 24V actuator with end switch. 013G8042 -1/2" solder union valve.
	<b>ABRA4400</b>	3/4"		2.7	082F1085 24V actuator with end switch. 013G8044 -3/4" solder union valve.

ABRA Deluxe	Code No.	Connection			Description
		Size	Type	Cv	
	<b>ABRA42RETB</b>	1/2"	Solder	1.6	082F1085 24V actuator with end switch. 013G8042 -1/2" solder union valve. 087N7251 RETB thermostat.
	<b>ABRA44RETB</b>	3/4"		2.7	082F1085 24V actuator with end switch. 013G8044 -3/4" solder union valve. 087N7251 RETB thermostat.



For spare parts and accessories see pages: 34 - 45

## THERMOSTATIC HEATING / COOLING CONTROLS



**FEK** cooling controllers are designed for applications where control of a cooling circuit is required. When room temperature rises above the set temperature the FEK sensor opens the cooling valve. FEK controllers can be used for chilled ceilings, fan coils and induction units. For cooling circuits in fan coils and induction units use the FEK-FF with remote sensor. By placing the sensor in the air inlet a quicker reaction time of the air temperature changes is achieved.

FEK	Code No.	Type	Application	Sensor	Capillary Length	Setting Range	Required Valve Body
	<b>013G5465</b>	FEK-IF	Control of Cooling Circuit	Integrated	16 ft. (5 m)	63° to 80°F (17° to 27°C)	RA-C
	<b>013G5464</b>	FEK-FF		Remote	6 + 6 ft. (2 + 2 m)		

**FEV** proportional controllers open or close the heating valve as a function of the temperature deviation. FEV-IF controllers are designed for systems with ceiling, floor or radiator heating. The operator with integrated sensor should be mounted on an internal wall at a height of approx. 5 ft. (1.5 m) in such a way that room temperature can be measured accurately. FEV-FF controllers are designed for fan coil or induction unit applications. By placing the remote sensor in the room air inlet of the unit a quicker response time to temperature changes can be achieved which will result in a more accurate temperature control.

FEV	Code No.	Type	Application	Sensor	Capillary Length	Setting Range	Required Valve Body
	<b>013G5467</b>	FEV-IF	Control of Heating Circuit	Integrated	16 ft. (5 m)	63° to 80°F (17° to 27°C)	RA 2000 or RA-C
	<b>013G5466</b>	FEV-FF		Remote	6 + 6 ft. (2 + 2 m)		

**FED** sequential controllers are used in applications in which a cooling and a heating circuit is to be controlled by one controller. Both FED-IF and FED-FF can be applied to chilled ceilings, fan coils and induction units. For control of fan coil and induction units use the FED-FF with remote sensor. By placing the sensor in the air inlet a quicker reaction time of the air temperature changes is achieved.




FED	Code No.	Type	Application	Sensor	Capillary Length	Setting Range	Required Valve Body
	<b>013G5463</b>	FED-IF	Sequence Control of Cooling and Heating Circuit	Integrated	13 + 36 ft. (4 + 11 m)	63° to 80°F (17° to 27°C)	Cooling Circuit : RA-C Heating Circuit: RA 2000
	<b>013G5462</b>	FED-FF		Remote	6 + 6 + 6 ft. (2 + 2 + 2 m)		Cooling Circuit : RA-C Heating Circuit: RA 2000 or RA-C

For spare parts and accessories see pages: 34 - 45

## FHV-R, FHV-A




**FHV** regulating valves provide temperature control of individual under-floor heated rooms and systems using floor heating in conjunction with radiators.

**FHV-R** provides temperature control of under floor heating circuits, using a return temperature limiting valve fitted with a type FJVR sensor element. FHV-R is used in applications where a desired floor temperature is required (e.g. a bathroom where a constant warm floor is preferred regardless of room temperature to ensure comfort and to quickly dry water on the floor). Set includes wall enclosure box, front cover, bleed key and valve (return temperature limiter) with air vent. An FJVR sensor is required for controlling the return temperature. Also required are two union nuts and tailpieces per control. When the FHV-R is used for controlling floor heating, the heated floor area should not be more than 100 sq.ft. (10 m<sup>2</sup>).

FHV-R	Code No.	Model	Description
	<b>003L1000</b>	FHV-R	Floor Temperature Control
	<b>013U0496</b>	For FHV-R controls. Order two nuts and two tailpieces per control.	1/2" Union Nut
	<b>013U8608</b>		1/2" Solder Female Tailpiece
	<b>013U0476</b>		1/2" Male Threaded Tailpiece
	<b>003L1040</b>	FJVR	Return Temperature Limiter Sensor. Setting range: 50° - 122°F (10° - 50°C)
	<b>003L1070</b>		Return Temperature Limiter Sensor. Setting range: 50° - 176°F (10° - 80°C)

**FHV-A** enables room temperature control via a pre-settable thermostatic valve fitted with a type RA 2000 sensor element. Set includes wall enclosure box, front cover, bleed key and pre-settable valve with air vent. A type RA 2000 sensor element is required for controlling the room temperature. Also required are two union nuts and tailpieces per control.


NOTE: If using the FHV-A for room temperature control, the flow temperature should not be permitted to exceed the maximum recommended by the flooring manufacturer.

FHV-A	Code No.	Model	Description
	<b>003L1001</b>	FHV-A	Room Temperature Valve
	<b>013U0496</b>	For FHV-R controls. Order two nuts and two tailpieces per control.	1/2" Union Nut
	<b>013U8608</b>		1/2" Solder Female Tailpiece
	<b>013U0476</b>		1/2" Male Threaded Tailpiece
	<b>013G8250</b>	RA 2000	Room Temperature Operator


For spare parts and accessories see pages: 34 - 45

## RMT, RET, RET B


**RMT** mechanical room thermostats are for use on 24V heating systems. Built-in ambient temperature sensor.

RMT	Code No.	Model No.	Operating Voltage	Switching Voltage	Scale	Night Set Back	Master Carton Qty.
	<b>087N119601</b>	RMT-24	24 VAC	24 VAC	°F	No	N/A
	<b>087N1196</b>	RMT-24			°C	No	
	<b>087N1195</b>	RMT-24R			°C	Yes External timer required	

**RET** electronic thermostats incorporate an anticipator heater to improve thermal performance. Built-in ambient temperature sensor. LED status indicator.

RET	Code No.	Model No.	Operating Voltage	Switching Voltage	Scale	Night Set Back	Master Carton Qty.	
	<b>087N7014</b>	RET 24	24 VAC	24 VAC	°C	No	10 pcs.	
	<b>087N7015</b>	RET 24-U			°F			
	<b>087N7016</b>	RET 24VF		°C	Dry Contacts for up to 24 VAC			°F
	<b>087N7017</b>	RET 24VF-U		°C				
	<b>087N7018</b>	RET 24NSB		°F				
	<b>087N7019</b>	RET 24NSB-U		°C				


**RET B** micro-processor controlled room thermostats combine the benefits of a conventional analogue setting knob and an LCD display to show temperature and thermostat status. RET B provides accurate electronic temperature control without the need for an external power supply. Built-in ambient sensor. Suitable for heating or cooling systems. Low battery indicator.


RET B	Code No.	Model No.	Power Supply	Switching Voltage	Scale	Auto/Off Switch	Night Set Back	Master Carton Qty.
	<b>087N7251</b>	RET B	2 x AA Batteries (included)	Dry Contacts for 10 - 24 VAC	°F or °C	No	No	10 pcs.
	<b>087N7255</b>	RET B-LS				Yes	No	
	<b>087N7259</b>	RET B-NSB				No	Yes External timer required	



## PROGRAMMABLE HEATING THERMOSTATS



**TP7000** programmable room thermostats offer full functionality and a slim, stylish enclosure with a large easy to read LCD display. For increased comfort and energy efficiency, the TP7000 incorporates an optional Optimum Start Controller, which allows the TP7000 to calculate the latest possible time at which the heating system can be turned on so as to achieve the programmed temperature at the programmed time. A chrono-proportional control feature ensures optimum comfort with minimal fuel consumption.


TP7000	Code No.	Model No.	Power Supply	Stages	Sensor	Control Type	Operation	Events per Day
	<b>087N7400</b>	TP7000	2 x AA Alkaline Batteries (included)	1 H	Built-in	On/Off or Chrono-Proportional (3 / 6 cycles per hour)	Selectable 7-day or 5/2 day	Up to 6
	<b>087N7401</b>	TP7000A			Remote (included)			


Accessories	Code No.	Model No.	Description
	<b>087N7285</b>	TS2/2	Remote room sensor, can be used with all models. Can be used as averaging sensors (2, 3 or 4 sensors)

## MTC, MTD - HYDRONIC FLOOR HEATING THERMOSTATS

MTC and MTD Microline® electronic thermostats offer an elegant design. The thermostats are available with floor sensor or with built-in air sensor. 16 Amp switch rating for 120 V and 240 V versions. 24V Models are “dry” contact thermostats.


MTC	Code No.	Scale	Voltage (AC)	Sensor
	MTC-1991-UFH	°F	240V	Floor 10 ft. (3 m)
	MTC-2991-UFH		120V	
	MTC-39914-UF		24V	
	MTC-1991-UCH	°C	240V	
	MTC-2991-UCH		120V	
	MTC-39914-UC		24V	
	MTC-1999-UFH	°F	240V	Built-in Ambient Air Room Sensor
	MTC-2999-UFH		120V	
	MTC-39994-UF		24V	
	MTC-1999-UCH	°C	240V	
	MTC-2999-UCH		120V	
	MTC-39994-UC		24V	


MTD	Code No.	Scale	Voltage (AC)	Sensor
	MTD-1999-UFH	°F	240V	Built-in Ambient Air Room Sensor and Floor Sensor 10 ft. (3m)
	MTD-2999-UFH		120V	
	MTD-39994-UF		24V	
	MTD-1999-UCH	°C	240V	
	MTD-2999-UCH		120V	
	MTD-39994-UC		24V	

Accessories	Code No.	Description
	ETF-144/99A	Replacement Floor Sensor

## FH - HYDRONIC FLOOR HEATING THERMOSTATS

FH room thermostats are designed to provide single room temperature control in Hydronic floor heating systems.

FH	Code No.	Type	Power Supply	Switching Voltage	Scale	Temperature Range	Night Setback	Floor Sensor
	<b>088H0024</b>	FH - WS	24 VAC	24 VAC	°C	6° to 30°C	Manual (Automatic is possible with external timer - not supplied).	Optional
	<b>088H0034</b>				°F	50° to 86°F		


Floor Sensor for FH	Code No.	Type	Description
	<b>088H0025</b>	FH - WS	Floor Sensor for FH-WS thermostats. When installed, provides minimum or maximum regulation of floor temperature. 10 ft (3 m). NTC 30 kohm 77°F / 25°C




## SNOW MELTING SYSTEM CONTROLLER AND SENSORS

**ETS** controller provides electronic on/off control for ground snow melting or gutter/ downspout snow melting systems. The controller is an economical and reliable control in the melting of snow and ice prevention.


Gutter / Downspout Application: select ETS-3351 + ETOR-55 + ETF-744/99    Ground Application: select ETS-3551 + ETOG-55

ETS	Code No.	Description		
	<b>ETS-3551</b>	Controller	Supply voltage	24V AC $\pm$ 10%
			Mounting type	Din Rail
			On/off differential	1.8F (1C)
			Relays (potential free)	Single 10A, dry contact
			Ambient temp.	+32° to +122°F (0° to 50°C)
			Temperature range	+32° to +41°F (0° to 5°C)
			Detecting mode (MOIST CONTROL)	ON: Moisture & temperature OFF: Temperature only


**ETOG** Ground Sensor detects temperature and moisture and is designed for embedding into the surface of the outdoor area.

ETOG	Code No.	Description		
	<b>ETOG-55</b>	Ground sensor	Housing	IP68
			Ambient temperature	-4° to 158°F (-20° to 70°C)
			Cable length	33 ft. (10.0 m)

**ETOR** Gutter Sensor detects moisture and is designed for mounting in gutters and downspouts. Mounted in combination with ETF outdoor sensor.


ETOR	Code No.	Description		
	<b>ETOR-55</b>	Gutter sensor	Housing	IP68
			Ambient temperature	-4° to 158°F (-20° to 70°C)
			Cable length	33 ft. (10.0 m)


**ETF** Outdoor Sensor detects air temperature and is designed for mounting in gutters and downspouts. Mounted in combination with ETOR gutter sensor or the ETOG ground sensor. The ETF outdoor sensor detects a rapid decrease in air temperature to avoid ice build up.

ETF	Code No.	Description		
	<b>ETF-744/99</b>	Outdoor sensor	Housing	IP54
			Ambient temperature	-4° to 158°F (-20° to 70°C)
			Cable length	Not supplied

## SNOW MELTING SYSTEM CONTROLLER

The **DS-224/824** are primarily designed for hydronic pavement snow melting applications. The units can be powered from a 24VAC/VDC source.

DS-224	Code No.	Description		
	<b>088L3041</b>	Controller	Supply voltage	24 VAC/VDC ± 10%
			Mounting type	Attaches directly to ½" or ¾" rigid conduit or to a hard surface by inserting screws through the four mounting tabs
			Relays (potential free)	Single 30A, dry contact
			Ambient temp.	-40°F to +185°F (-40°C to +85°C)
			Detecting mode	ON: Moisture & temperature

DS-824	Code No.	Description		
	<b>088L3042</b>	Controller	Supply voltage	24 VAC/VDC ± 10%
			Mounting type	Attaches directly to ½" or ¾" rigid conduit or to a hard surface by inserting screws through the four mounting tabs
			Relays (potential free)	Single 30A, dry contact
			Ambient temp.	-40°F to +185°F (-40°C to +85°C)
			Detecting mode	ON: Moisture & temperature



## PX SERIES PIPE FREEZE PROTECTION

The Danfoss PX-F Series of SELF-REGULATING Parallel Circuit Heating Cables provide the solution to basic FREEZE PROTECTION applications.

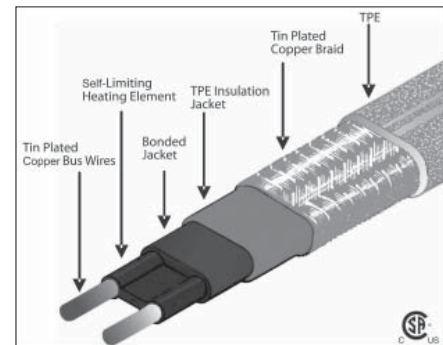
PX Cables Technical Data	
Available power outputs:	3, 5, 8, 10 W/ft. at 240 VAC and 120 VAC at 50°F(+10°C) (10, 15, 25, 33)W/m at 240 VAC and 120 VAC at 50°F (+10°C)
Cable diameter:	0.45" x 0.216" (11.5mm x 5.5mm)
Rated voltage:	120V-277V Max.
Minimum bending radius:	1" (25mm)
Max. rated temperature:	150°F (65°C) Powered 185°F (85°C) Un-powered
Bus wire type:	16 AWG, (1.25mm <sup>2</sup> ), Tinned Copper



### PX Selection Chart 120V

Pipe Diameter (inches)	1/2" Min.		1" Min.		2" Min.	
	Metal	PVC	Metal	PVC	Metal	PVC
1/2	3W/ft	5W/ft	3W/ft	3W/ft	3W/ft	3W/ft
3/4	3W/ft	5W/ft	3W/ft	3W/ft	3W/ft	3W/ft
1	5W/ft	5W/ft	3W/ft	3W/ft	3W/ft	3W/ft
1-1/4	5W/ft	8W/ft	3W/ft	5W/ft	3W/ft	3W/ft
1-1/2	5W/ft	8W/ft	3W/ft	5W/ft	3W/ft	3W/ft
2	5W/ft	8W/ft	5W/ft	5W/ft	3W/ft	3W/ft
2-1/2	8W/ft	10W/ft	5W/ft	5W/ft	3W/ft	3W/ft
3	8W/ft	10W/ft	5W/ft	5W/ft	3W/ft	5W/ft
4	10W/ft	10W/ft*	5W/ft	8W/ft	3W/ft	5W/ft
6	10W/ft*	10W/ft*	8W/ft	10W/ft	5W/ft	5W/ft
8	-	-	10W/ft	10W/ft*	5W/ft	8W/ft

### Danfoss PX Cables



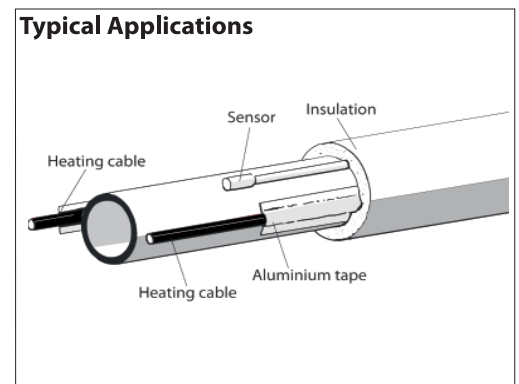
### Voltage Conversion Table W/ft (W/m) @ 50°F (10°C)

CABLE	208V	240V	277V
PX-F3	2.5 (8.5)	3.0 (10.0)	3.5 (12.5)
PX-F5	4.0 (13.5)	5.0 (15.0)	5.5 (17.5)
PX-F8	7.0 (23.0)	8.0 (25.5)	8.5 (27.5)
PX-F10	9.5 (31.5)	10.0 (33.0)	10.5 (35.0)

### PX Selection Chart 240V

Pipe Diameter (inches)	1/2" Min.		1" Min.		2" Min.	
	Metal	PVC	Metal	PVC	Metal	PVC
1/2	3W/ft	5W/ft	3W/ft	3W/ft	3W/ft	3W/ft
3/4	3W/ft	5W/ft	3W/ft	3W/ft	3W/ft	3W/ft
1	5W/ft	5W/ft	3W/ft	3W/ft	3W/ft	3W/ft
1-1/4	5W/ft	8W/ft	3W/ft	5W/ft	3W/ft	3W/ft
1-1/2	5W/ft	8W/ft	3W/ft	5W/ft	3W/ft	3W/ft
2	5W/ft	8W/ft	5W/ft	5W/ft	3W/ft	3W/ft
2-1/2	8W/ft	10W/ft	5W/ft	5W/ft	3W/ft	3W/ft
3	8W/ft	10W/ft	5W/ft	5W/ft	3W/ft	5W/ft
4	10W/ft	10W/ft*	5W/ft	8W/ft	3W/ft	5W/ft
6	10W/ft*	10W/ft*	8W/ft	10W/ft	5W/ft	5W/ft
8	-	-	10W/ft	10W/ft*	5W/ft	8W/ft

### Typical Applications





## PX Series Pipe Freeze Protection

### Ordering Information

#### PX Cable by the Spool

Code No.	Voltage	Output at 50° F (10° C)	Spool Size (Feet)
088L1402	120V	3W/ft	250
088L1470	120V	3W/ft	1000
088L1412	240V	3W/ft	250
088L1471	240V	3W/ft	1000
088L1422	120V	5W/ft	250
088L1472	120V	5W/ft	1000
088L1432	240V	5W/ft	250
088L1473	240V	5W/ft	1000
088L1516	120V	8W/ft	250
088L1517	120V	8W/ft	1000
088L1518	240V	8W/ft	250
088L1519	240V	8W/ft	1000
088L1520	120V	10W/ft	250
088L1521	120V	10W/ft	1000
088L1522	240V	10W/ft	250
088L1523	240V	10W/ft	1000

#### PX Cable Cut to Length

Code No.	Voltage	Output at 50° F (10° C)
088L1460	120V	3W/ft
088L1461	240V	3W/ft
088L1462	120V	5W/ft
088L1463	240V	5W/ft
088L1469	120V	8W/ft
088L1468	240V	8W/ft
088L1479	120V	10W/ft
088L1478	240V	10W/ft



Code No. 088L3422



Code No. 088L0006



Code No. 088L0008



Code No. 088L0023

### Pipe Freeze Protection Controls

The Weatherproof Thermostat is designed for temperature control and serves as an operational control only.

#### PX Controls

Code No.	Description	Voltage
088L3422	Weatherproof Thermostat with Water-tight Enclosure	120V -277V

### Pipe Freeze Protection Accessories

#### PX Accessories

Code No.	Description
088L0006	Power Connection Kit cable to power lead includes one end seal
088L0008	Splice/Tee Kit includes one end seal
088L0009	Aluminum Application Tape (75ft.)
088L0023	Power Connection Kit cable to box includes one end seal
088L0412	Warning Labels 10 pcs



Code No. 088L0412



Code No. 088L0009



## Ice Guard Pre-Terminated Self Regulating Cable



The **Danfoss Ice Guard Self-Regulating Heating Cable** provides an easy to use solution for a variety of Freeze Protection applications. The heat output of the conductive core material increases and decreases when it is needed as it adjusts the power output to the varying conditions along the length of the pipe. This ensures maximum energy efficiency by producing heat only when and where it is needed.

The Ice Guard Cable can be overlapped without creating hot spots or burn outs. Made from Contractor grade 16 AWG Bus Cable with a 6 foot long power lead, the Ice Guard Self Regulating cable is your simple solution to all your freeze protection needs.

### Ice Guard Self Regulating Cable - 120V

Code No.	Length (ft.)	Output @ 50°F
088L1480	6 ft	5W/ft
088L1481	12 ft	5W/ft
088L1482	18 ft	5W/ft
088L1483	24 ft	5W/ft
088L1484	50 ft	5W/ft
088L1485	75 ft	5W/ft
088L1486	100ft	5W/ft

### Ice Guard Self Regulating Cable - 240V


Code No.	Length (ft.)	Output @ 50°F
088L1490	6 ft	5W/ft
088L1491	12 ft	5W/ft
088L1492	18 ft	5W/ft
088L1493	24 ft	5W/ft
088L1494	50 ft	5W/ft
088L1495	75 ft	5W/ft
088L1496	100ft	5W/ft

IICE GUARD Self -Regulating Cable





## AVTB, AVTB-RA

**AVTB** self acting proportional controllers are used to regulate the temperature of water to heat exchangers, oil pre-heaters and many other heating functions. AVTB valves close on temperature rise.

AVTB	Code No.	Model	Connection		Cap. Length	Temperature Range	Master Carton Qty.
			Size (FNPT)	Cv			
	003N6032	AVTB 15	1/2"	2.2	6' 6" (2.0 m)	32°-86°F (0°-30°C)	10 pcs.
	003N6252					70°-140°F (20°-60°C)	
	003N6272					125°-190°F (50°-90°C)	
	003N7032	AVTB 20	3/4"	4.0		32°-86°F (0°-30°C)	
	003N7252					70°-140°F (20°-60°C)	
	003N7272					125°-190°F (50°-90°C)	
	003N8032	AVTB 25	1"	6.4		32°-86°F (0°-30°C)	
	003N8252					70°-140°F (20°-60°C)	
	003N8272					125°-190°F (50°-90°C)	

**AVTB-RA** self acting proportional controllers are used to regulate the temperature of water in cooling applications. AVTB-RA valves open on temperature rise.


AVTB - RA	Code No.	Model	Connection		Cap. Length	Temperature Range	Master Carton Qty.
			Size (FNPT)	Cv			
	003N6032RA	AVTB-RA 15	1/2"	2.2	6' 6" (2.0 m)	32° - 86°F (0° - 30°C)	10 pcs.
	003N6252RA					77° - 149°F (25° - 65°C)	
	003N6272RA					122° - 194°F (50° - 90°C)	
	003N7032RA	AVTB-RA 20	3/4"	4.0		32° - 86°F (0° - 30°C)	
	003N7252RA					77° - 149°F (25° - 65°C)	
	003N7272RA					122° - 194°F (50° - 90°C)	
	003N8032RA	AVTB-RA 25	1"	6.4		32° - 86°F (0° - 30°C)	
	003N8252RA					77° - 149°F (25° - 65°C)	
	003N8272RA					122° - 194°F (50° - 90°C)	

	<b>AVTBWELL</b>	Sensor Pocket, max. pressure 341 Psi, L = 8.7" (25 bar / 220 mm)	3/4" NPT, Brass for 0.7" sensor
	<b>003N0053</b>		3/4" NPT, Stainless Steel for 0.7" sensor


For spare parts and accessories see pages: 34 - 45

## BALANCING VALVES

**STV / STVL** provide a high level of balancing accuracy using an easy to adjust wheel with a digital display. Valves include memory stop and dual differential pressure read out ports as standard equipment.


STV / STVL	Code No.	Description			
		Connection		Cv	Construction
		Size	Type		
	065F8965	1/2"	NPT	4.1	Brass
	065F896501		Solder		
	065F8966	3/4"	NPT	5.9	
	065F896601		Solder		
	065F8967	1"	NPT	10.2	
	065F896701		Solder		
	065F8968	1-1/4"	NPT	15.2	
	065F896801		Solder		
	065F8969	1-1/2"	NPT	22.6	
	065F896901		Solder		
	065F8970	2"	NPT	36.5	
	065F897001		Solder		

**STVA** provide a high level of balancing accuracy using an easy to adjust wheel with a digital display. Valves include memory stop and dual differential pressure read out ports as standard equipment.

STVA	Code No.	Description			
		Connection		Cv	Construction
		Size	Type		
	065F8971	2-1/2"	Flanged (ANSI 125)  (Flanges not supplied)	108	Cast Iron
	065F8972	3"		128	
	065F8973	4"		220	
	065F8974	5"		349	
	065F8975	6"		493	
	065F8993	8"		696	
	065F8994	10"		1405	
	065F8995	12"		1764	

## AVDO

**AVDO** is a self-acting automatic by-pass control primarily used either to maintain minimum flow rates or to control the differential pressure in a heating system. AVDO opens on rising differential pressure.

AVDO	Code No.	Model	Connection		Description
			Size	Type	
	003L602001	AVDO 15	1/2"	Union Solder	Straight Valve Body
	003L602002			Union Male, NPT	
	003L602501	AVDO 20	3/4"	Union Solder	
	003L602502			Union Male, NPT	
	003L603002	AVDO 25	1"	Union Male, NPT	

For spare parts and accessories see pages: 34 - 45

## ESBE 3-WAY MIXING VALVES

**ESBE Series VRG130** is a range of compact, low leakage mixing valves. For easy manual operation the valves are equipped with non-slip knobs and end stops for an operational angle of 90°. The valve position scale can be turned over and rotated allowing many different mounting positions. Together with ARA600 and Series 90 actuators, the VRG valves are easily automated and have excellent regulating accuracy due to the unique valve to actuator interface.

ESBE VRG	Code No.	Description				
		Connection		Cv	Body	Series
		Size	Type			
	<b>193B1500</b>	1/2"	FNPT	2.9	3 Way DZR Brass	VRG 131
	<b>193B1501</b>	3/4"		4.7		
	<b>193B1502</b>	3/4"		7.3		
	<b>193B1503</b>	1"		7.3		
	<b>193B1504</b>	1"		11.7		
	<b>193B1505</b>	1-1/4"		18.7		
	<b>193B1506</b>	1-1/2"		29.3		
	<b>193B1507</b>	2"		46.8		

If 90 series actuators are used on valves 2" and below, mounting kit 193B1616 must be used.

**ESBE Type F 3-way valves** are ideal for mixing or diverting applications in heating and cooling systems. The required system temperature is obtained by adding a suitable portion of return water to the boiler flow. The mixing proportions are adjusted manually or, in automatically controlled applications, by means of an actuator (driven from a reset controller or DDC system). The scale is graduated on both sides and can be turned, allowing a choice of mounting positions.

ESBE Type F	Code No.	Description				
		Connection		Cv	Body	Reference
		Size	Type			
	<b>065B8960</b>	2-1/2"	ANSI Flange	75	3 Way Cast Iron	3 F 65-50
	<b>065B8961</b>	2-1/2"		105		3 F 65
	<b>065B8962</b>	3"		175		3 F 80
	<b>065B8963</b>	4"		265		3 F 100
	<b>065B8964</b>	5"		325		3 F 125
	<b>065B8965</b>	6"		465		3 F 150


**See page 51 for ESBE cross reference.**

For spare parts and accessories see pages: 34 - 45




## ESBE 4-WAY MIXING VALVES



**ESBE Series VRG140** is a range of compact, low leakage mixing valves. For easy manual operation the valves are equipped with non-slip knobs and end stops for an operational angle of 90°. The valve position scale can be turned over and rotated allowing many different mounting positions. Together with ARA600 and Series 90 actuators, the VRG valves are easily automated and have excellent regulating accuracy due to the unique valve to actuator interface.

ESBE VRG	Code No.	Description				
		Connection		Cv	Body	Series
		Size	Type			
	193B1531	3/4"	FNPT	4.7	4 Way DZR Brass	VRG 141
	193B1532	3/4"		7.3		
	193B1533	1"		11.7		
	193B1534	1-1/4"		18.7		
	193B1535	1-1/2"		29.3		
	193B1536	2"		46.8		
	193B1537	3/4"	Solder	2.9		
	193B1538	1"		7.3		
	193B1539	1 1/4"		13.9		

**ESBE Type F 4-way valves** are designed for use in commercial or residential heating and cooling systems, to control and distribute water or non-corrosive liquids to different zones. The ESBE four-way valve features a double mixing function. When hot water from the boiler is mixed with the return water, the temperature of the returned water rises (higher than can be achieved with a 3-way valve), reducing the risk of condensation and assuring a longer boiler life. The mixing proportions can be adjusted manually, or in automatically controlled applications, by means of a control actuator. The scale is graduated on both sides and can be turned, allowing a choice of mounting positions.

ESBE Type F	Code No.	Description				
		Connection		Cv	Body	Reference
		Size	Type			
	065B6150	2"	DIN Flange	75	4 Way Cast Iron	4 F 50
	065B6165	2-1/2"		105		4 F 65
	065B6180	3"		175		4 F 80
	065B6200	4"		265		4 F 100
	065B6225	5"		325		4 F 125
	065B6250	6"		465		4 F 150

DIN Flange Sets for use with ESBE "F" Series 4-way mixing valves.

DIN Flanges / Gaskets	Code No.	Size	Description
	065F8950	2"	DIN Flange (Four Flanges Required per 4 Way Valve)
	082F8961	2-1/2"	
	082F8962	3"	
	082F8963	4"	
	082F8964	5"	
	082F8965	6"	
	065F8951	2"	Gasket for DIN Flange (Four Gaskets Required per 4 Way Valve)
	082F8966	2-1/2"	
	082F8967	3"	
	082F8968	4"	
	082F8969	5"	
	082F8970	6"	

## ESBE SERIES ARA600 ACTUATORS

ESBE Series ARA600 are compact actuators for operating ESBE mixing valves up to 2". The actuators have an operating range of 90° and can easily be manually operated. Actuators are supplied with mounting kits for ESBE rotary valves.

**3 Point (Floating) 24VAC.** Recommended for mixing and diverting applications.

ARA Actuator	Code No.	Series	Running Time for 90° @ 60 Hz (seconds)	Internal Auxiliary Switch	Torque in. lb. (Nm)
	193B1600	ARA663	96	No	53 (6)
	193B1601	ARA644	24	Yes	
	193B1602	ARA654	48		
	193B1603	ARA664	96		

**2 Point 24VAC.** Recommended for diverting applications.


ARA Actuator	Code No.	Series	Running Time for 90° @ 60 Hz (seconds)	Internal Auxiliary Switch	Torque in. lb. (Nm)
	193B1604	ARA638	12	Yes	26 (3)
	193B1605	ARA648	24		53 (6)

**Proportional 24V AC/DC.** Recommended for mixing and diverting applications.

ARA Actuator	Code No.	Series	Running Time for 90° @ 60 Hz (seconds)	Operation	Internal Auxiliary Switch	Torque in. lb. (Nm)
	193B1606 *	ARA639 *	15 / 30 / 60 / 120	Proportional 0-10Vdc, 2-10Vdc, 0-20mA, 4-20mA	No	53 (6)
	193B1607	ARA659	45 / 120			

\* 193B1606 ARA639 is supplied with internal wiring terminal, no connection cable is included. ARA639 can also be used for 3- and 2-point signal control.

### COMBINATIONS




See page 51 for ESBE cross reference.

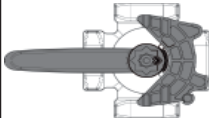
## ESBE SERIES 90 ACTUATORS

ESBE Series 90 are direct mount, compact actuators designed to operate 3 and 4-way ESBE mixing valves. The actuators are reversible and their rotation can be set between 15° and 180°.

**NOTE:** If using with VRG style valves, must use mounting kit 193B1616 listed below.

ESBE Series 90 Actuators	Code No.	Series	Volt.	Operation	Running Time for 90° @ 60 Hz (seconds)	Torque in. lb. (Nm)	Designed for Use With
	065F8952	91EM	24 V	Floating (3 point)	12	45 (5)	Valves up to 2" only
	065F8953	92EM		Floating (3 point) c/w aux. switch	50	135 (15)	All ESBE Rotary Mixing Valves Max. Differential pressure drop: 1-1/2" - 2": 8 psi 2-1/2" - 6": 5 psi
	065F8959	92-2EM			100		
	065F8954	93EM			240		
	065F8955	92P		Proportional (0-10 V, 2-10 V, 0-20 mA, 4-20 mA)	60 / 90 / 120		
	065F8956	92K2		Built-In Temp. Control	50		

\* 91EM recommended for diverting applications only due to short running time.


VRG Mounting Kit	Code No.	Description
	193B1616	Mounting Kit for Series 90 Actuator for VRG Series Valves

## VM-GIB HIGH TORQUE ACTUATORS

VM-GIB non-spring return actuators are used with VL24 mounting kits to operate 3 and 4-way ESBE rotary mixing valves.

Actuators have manual override, stall protection and are field reversible. Rotation is adjustable between 0° and 90° at 5-degree intervals. Cable Connection: 18 AWG, 3 ft (0.9 m). Enclosure Rating: NEMA 2.

**Note:** VM-GIB actuator can only be used with ESBE MG, G and F series.

VM-GIB	Code No.	Model No.	Input Signal	Feedback Signal	Power Requirement	Torque in. lb. (Nm)	Run Time for 90° @ 60 Hz (seconds)
	193B1790	VM-GIB131.1U	3 point	N/A	24 vac ± 20% 8 VA	310 (35)	125
	193B1791	VM-GIB161.1U	0 to 10 Vdc	0 to 10 Vdc			


VL24	Code No.	Model No.	Description
	193B1792	VL24	Required Mounting Kit for VM-GIB actuators to ESBE rotary mixing valves.




## ESBE SERIES VTC THERMOSTATIC VALVES

ESBE Series VTC511 Thermostatic Valves are used to protect boilers from return temperatures that are too low and to efficiently load accumulation tanks.

### THERMOSTATIC VALVE SERIES VTC511 VALVE BODIES - Required Thermostat Ordered Separately

VTC Valve	Code No.	Series	Description			
			Connection		Cv	Valve Housing
			Size	Type		
	193B1700	VTC511	1"	FNPT	10.4	Ductile Iron
	193B1701	VTC511	1-1/4"		16.2	

### THERMOSTATIC VALVE SERIES VTC511 THERMOSTATS


VTC Thermostat	Code No.	Series	Description	Opening Temperature	Typical Piping
	193B1702	VTC511	Thermostat	122°F (50°C)	Return
	193B1703	VTC511	Thermostat	131°F (55°C)	Return
	193B1704	VTC511	Thermostat	140°F (60°C)	Return
	193B1709	VTC511	Thermostat	149°F (65°C)	Supply
	193B1705	VTC511	Thermostat	158°F (70°C)	Supply
	193B1706	VTC511	Thermostat	176°F (80°C)	Supply

Note: Valve body and thermostat sold separately. Order one valve body and one thermostat to assemble a complete valve.

### TV, Thermic Valve Conversion to VTC Valve Assembly

ESBE TV	Model	Size	Open Temp.	VTC Valve	VTC Thermostat	Open Temp.
065B8920	TV461A	1"	160°F (71°C)	193B1700	193B1705	158°F (70°C)
065B8921	TV462A	1 1/4"		193B1701		
065B8922	TV463A	1 1/2"		-		
065B8923	TV464A	1"	140°F (60°C)	193B1700	193B1704	140°F (60°C)
065B8924	TV465A	1 1/4"		193B1701		
065B8925	TV466A	1 1/2"		-		
065B8917	TV464AL	1"	113°F (45°C)	193B1700	193B1702	122°F (50°C)
065B8918	TV465AL	1 1/4"		193B1701		
065B8919	TV466AL	1 1/2"		-		

VTC valve and element are ordered separately. Other available temperature options are available 131°F (55°C), 149°F (65°C) and 176°F (80°C).



#### Ordering Example:



**Requirement:** 1-1/4" VTC Thermostatic Valve with 140°F (60°C) thermostat.

**Order:** One (1) 193B1701 VTC 511 valve body (includes brass cover) and one (1) 193B1704 140°F (60°C) thermostat.

**Note:** Thermostat is inserted in valve body opening and secured with threaded brass cover.


## ESBE ATA DRAFT REGULATOR

**ESBE ATA draft regulator** is a self contained thermostatic expansion control device intended to regulate the temperature of solid fuel boilers without requiring any electrical installation or complicated linkage. The thermostatic control head senses the boiler temperature and regulates the air damper position, controlling combustion air flow.

ESBE ATA	Code No.	Conn. Size	Lifting Force	Lifting Stroke	Chain Length	Temp. Range
	<b>065B8900</b>	3/4" NPT	2.6 Pound-force (12N)	2.4" (60 mm)	5.25 ft. (1.6 m)	104° - 194°F (40° - 90°C)
	<b>372010</b>	ESBE ATA Replacement Element				104° - 194°F (40° - 90°C)

## ESBE SERIES 30 MR

ESBE Series 30 MR compact thermostatic mixing valves are designed for hot water heating systems and domestic hot water distribution systems for multiple fixtures. Series 30 MR mixing valves provide anti-scald protection, and are designed for mixing applications.



### MR Series Thermostatic Mixing Valve ASSE 1017 Certified (Point of Source)

Temperature Range: 85° - 120°F

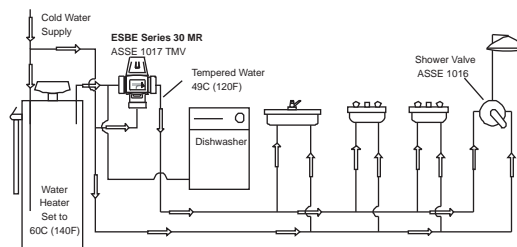
Valve Body Code No.	+	Required Tailpiece Code No.	Connection		Cv
			Size	Type	
065B8866		-	1/2"	Threaded (FNPT)	1.8
065B8869		-	3/4"	Threaded (FNPT)	1.9
065B8863		-	3/4"	Compression	1.8
065B8875	+	065B8891	1/2"	Solder	1.8
065B8877	+	065B8892	3/4"	Solder	1.9
065B8875	+	065B8894	1/2"	Solder with Two Check Valves	1.8
065B8877	+	065B8895	3/4"	Solder with Two Check Valves	1.9
065B8875	+	065B8897	1/2"	CPVC	1.8
065B8877	+	065B8898	3/4"	CPVC	1.9

### MR Series Thermostatic Mixing Valve ASSE 1017 Certified (Point of Source)

Temperature Range: 95° - 140°F

Valve Body Code No.	+	Required Tailpiece Code No.	Connection		Cv
			Size	Type	
065B8867		-	1/2"	Threaded (FNPT)	1.8
065B8870		-	3/4"	Threaded (FNPT)	1.9
065B8864		-	3/4"	Compression	1.8
065B8876	+	065B8891	1/2"	Solder	1.8
065B8878	+	065B8892	3/4"	Solder	1.9
065B8876	+	065B8894	1/2"	Solder with Two Check Valves	1.8
065B8878	+	065B8895	3/4"	Solder with Two Check Valves	1.9
065B8876	+	065B8897	1/2"	CPVC	1.8
065B8878	+	065B8898	3/4"	CPVC	1.9


#### MR Series ASSE 1017 (Point of Source) Application Example



For spare parts and accessories see pages: 34 - 45

## ESBE SERIES 30 MR

**ESBE Series 30 MR** compact thermostatic mixing valves are designed for hot water heating systems and domestic hot water distribution systems for multiple fixtures. Series 30 MR mixing valves provide anti-scald protection, and are designed for mixing applications.



### MR Series Thermostatic Mixing Valves - Radiant Heating Applications (Closed Loop) Temperature range: 70°F to 110°F

Code No.	Connection		Cv
	Size	Type	
<b>065B8865</b>	1/2"	Threaded (FNPT)	1.8
<b>065B8868</b>	3/4"	Threaded (FNPT)	1.9
<b>065B8862</b>	3/4"	Compression	1.8


### MR Series Thermostatic Mixing Valves - Radiant Heating Applications (Closed Loop) Temperature range: 85°F to 160°F

Valve Body Code No.	+	Required Tailpiece Code No.	Connection		Cv
			Size	Type	
<b>065B8871</b>		-	3/4"	Threaded (FNPT)	1.9
<b>065B8872</b>	+	<b>065B8892</b>	3/4"	Solder	1.9
<b>065B8872</b>	+	<b>065B8895</b>	3/4"	Solder with Two Check Valves	1.9
<b>065B8872</b>	+	<b>065B8898</b>	3/4"	CPVC	1.9

1" Thermostatic mixing valves for radiant heating applications: see page 33.

## ESBE SERIES 20 MULTI-PURPOSE THERMOSTATIC MIXING VALVES

ESBE Series 20 multi-purpose thermostatic mixing valves provide accurate temperature control via a self-regulating thermostat. Series 20 mixing valves provide anti-scald protection and are suitable for mixing or diverting applications.



### SERIES 20 Thermostatic Mixing Valve - Radiant Heating Applications (Closed Loop) Temperature Range: 68°F - 105°F

Code No.	Connection		Cv
	Size	Type	
065B8914	1"	Compression	2.8

### SERIES 20 Thermostatic Mixing Valve - Radiant Heating Applications (Closed Loop) Temperature Range: 85°F - 120°F

Code No.	Connection		Cv
	Size	Type	
065B8940	1"	Threaded (FPT)	3.0
065B8934	1"	Compression	3.0
065B893405	1"	Solder	3.0

### SERIES 20 Thermostatic Mixing Valve - Radiant Heating Applications (Closed Loop) Temperature Range: 110°F - 140°F

Code No.	Connection		Cv
	Size	Type	
065B8938	1"	Threaded (FPT)	3.2
065B8913	1"	Compression	3.2
065B891305	1"	Solder	3.2

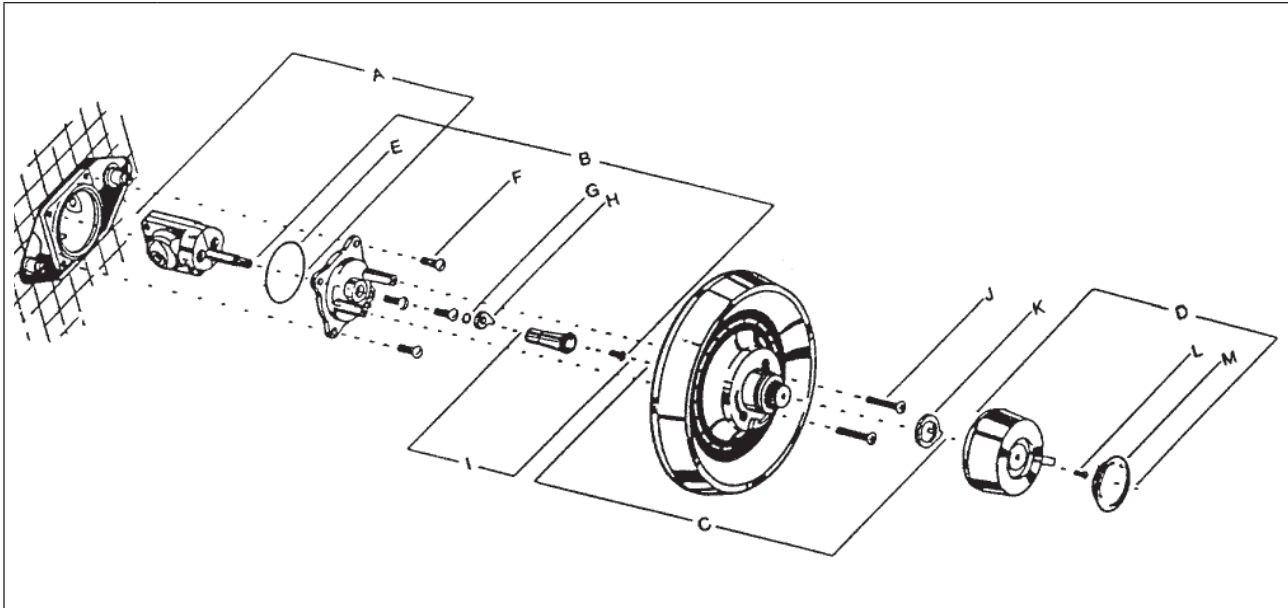
## ESBE VTA 570 3-way Thermostatic Valve

VTA 570 is a 3-way thermostatic valve that can be utilized as a mixing or diverting application for hydronic closed looped systems. Typically, this thermostatic control is used as a non-electric alternative for a 2-pipe changeover diverting application. This 3-way valve is a replacement to the KOVC Thermostatic valve

VTA 570	Code No.	Design
	31700100	3/4" union body, 3-way thermostatic valve capable of applications involving either for mixing or diverting, settable range 50 - 86°F (10 - 30°C)
	065B8892	3/4" solder union tailpieces



## TEMPRESS II SPARE PARTS



	Description		Code No.
A	Tempress II Cartridge		<b>41 03 1285</b>
B	Valve Body cover. Includes items E, F, G, H and I.		<b>31 03 1216</b>
C	Escutcheon assembly. Includes J & K	Chrome plated metal	<b>39 03 0399</b>
D	Handle assembly. Includes items L and M	Chrome plated ABS	<b>35 03 0250</b>
F	Valve cover screw		<b>31 03 0443</b>
G & H	Stop and 'O' Ring Replacement Kit		<b>31 03 1234</b>
I	Replacement driver assembly		<b>31 03 1232</b>
K	Hot temperature limit washer/handle position stop		<b>14 03 0373</b>
M	Snap in cap for handle	Chrome ABS	<b>35 03 0375</b>
Not Shown	'O' Ring Kit - Includes valve body to cover 'O' Ring (E) and two cartridge inlet port 'O' Rings		<b>31 03 1225</b>
	Stem Seat Kit - Includes 'O' Ring and Nylon Bushing		<b>31 03 1231</b>



## THERMOSTATIC RADIATOR VALVES & OPERATOR SPARE PARTS

Thermostatic Radiator Valves	Code No.	Description	For Use With
	<b>013G8591</b>	Item # 1 Replacement Socket Body	RA 2000 Wall Mount Operators + RA 2000 Valve Bodies
	<b>013G5503</b>	Item # 2 Bellows Holder (set of 2 pcs)	RA 2000 Wall Mount Operators + RA 2000 Valve Bodies
	<b>013G8593</b>	Item # 1 Replacement Socket Body	RA 2000 Wall Mount Operators + RAV, VMT, and KOVM Valve Bodies
	<b>013G5503</b>	Item # 2 Bellows Holder (set of 2 pcs)	RA 2000 Wall Mount Operators + RAV, VMT, and KOVM Valve Bodies
	<b>013L8011</b>	1 Pipe Steam Air Vent	1 Pipe Steam RA 2000 Valves
	<b>013U7175</b>	Spare Vacuum Breaker	RA 2000 1-pipe steam valve, 013G0140
	<b>013G0290</b>	Packing Gland	All RA 2000 Valves
	<b>013U0070</b>	Packing Gland	VMT, KOVM, RAV, FHV-R and RAVL Valves
	<b>013G0554</b>	Packing Gland	RA-C Valves
	<b>013-7045</b>	Gasket	RA Valves
	<b>013G8070</b>	RA to RA 2000 Adapter	Allows RA 2000 Operators to fit RA Valves
	<b>013G8072</b>	RAV to RA 2000 Adapter	Allows RA 2000 Operators to fit RAV Valves
	<b>013U1021</b>	Replacement Remote Socket Assembly Kit For use with "discontinued" RA 2000 Remote Mounted Dial Operators (013G8262 & 013G8222).	VMT & RAV Valves
	<b>013G6232</b>	Replacement Remote Socket Assembly Kit For use with "discontinued" RA 2000 Remote Mounted Dial Operators (013G8262 & 013G8222).	RA 2000 Valves

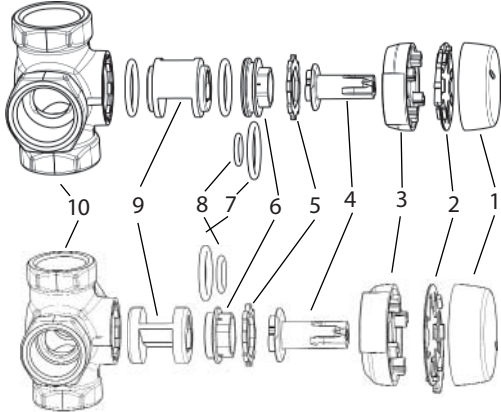
## THERMOSTATIC RADIATOR VALVES & OPERATOR SPARE PARTS

Thermostatic Radiator Valves	Code No.	Description	For Use With	
	<b>013G1236</b>	Tool Set - 2mm Allen Key and Locking Pin Tool	All RA 2000 Operators	
	<b>013G1237</b>	Limitation Pins (20 pcs.)	013G8240 & 013G2922 Operators	
	<b>013G1232</b>	Cover Plugs for locking screws (Priced individually, sold in lots of 50 pcs.)	013G8240 & 013G2922 Operators	
	<b>013G1672</b>	Cover Plate for scale (20 pack)	013G8240 & 013G2922 Operators	
	<b>013G1246</b>	Limitation Pins (10 pcs.)	013G8250 & 013G8252 Operators	
	<b>013G5245</b>	Anti-theft protection clips (Sold in 20 pcs. bag - must order in multiples of 20 pieces)	013G8250 & 013G8252 Operators	
	<b>013L8300</b>	1/8" Brass Street Elbow for 1-PS (On Convector - order 2 per valve)	1 Pipe Steam RA 2000 Valves	
	<b>013G1350</b>	Angle Adapter For use only on Hot Water Systems	RA 2000 Valves / Operators	
	<b>013X3180</b>	RAVB Replacement Kit	Replaces RAVB Operator with Valve Mounted Sensor and Dial	
	<b>013X3182</b>	RAVB Replacement Kit	Replaces RAVB Operator with Remote 6 ft. (1.8 m) Sensor	
	<b>013U0476</b>	Tailpiece	1/2"	NPT
	<b>013U0479</b>		3/4"	
	<b>013U0489</b>		1"	
	<b>013U0504</b>		1-1/4"	
	<b>013U8608</b>		1/2"	Solder
	<b>013U8609</b>		3/4"	
	<b>013U0496</b>	Union Nut	1/2"	NPT / Solder
	<b>013U0499</b>		3/4"	
	<b>013U0501</b>		1"	
	<b>013U0507</b>		1-1/4"	

## THERMOSTATIC RADIATOR VALVES AND OPERATOR SPARE PARTS

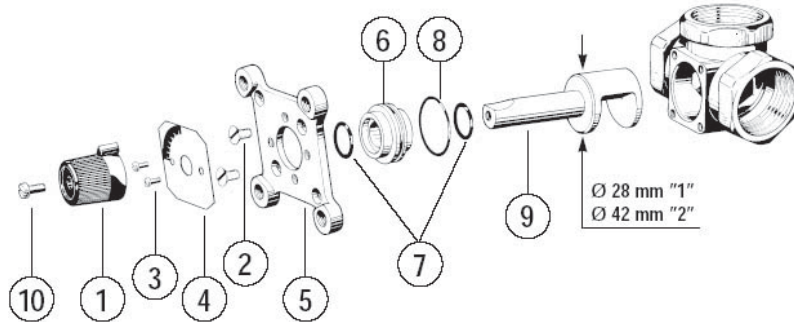
Thermostatic Radiator Valves	Code No.	Description	For Use With	
	<b>013G8037</b>	RA 2000 Valve Insert (Suitable for valves manufactured after 1990).	1/2"	Angle & Straight (NPT)
	<b>013G8038</b>		1/2"	Side mount Angle (NPT)
	<b>013G8039</b>		1/2" (solder), 3/4", 1", 1-1/4"	All
	<b>003L0213</b>	Assembly Tool for Valve Insert RA 2000, RA-C		

## ESBE VRG 3 & 4 WAY MIXING & DIVERTING VALVES SPARE PARTS



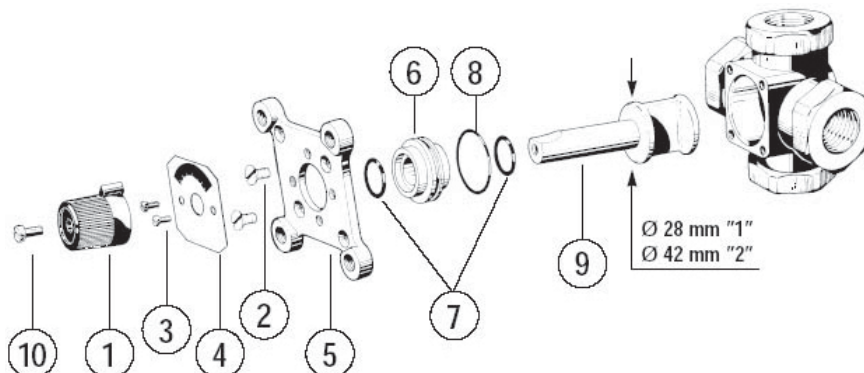
Item No.	Description	Code No.
1 & 2	VRG Valve Knob & Scale	<b>17006940</b>
3, 4, 6 & 8	Valve Shaft & Seal Kit, 1/2" & 3/4" 3 & 4-way	<b>17006900</b>
3, 4, 6 & 8	Valve Shaft & Seal Kit, 1" 3 & 4-way	<b>17006910</b>
3, 4, 6 & 8	Valve Shaft & Seal Kit, 1-1/4" 3 & 4-way	<b>17006920</b>
3, 4, 6 & 8	Valve Shaft & Seal Kit, 1-1/2" & 2" 3 & 4-way	<b>17006930</b>

### ESBE 3-WAY MG VALVE SPARE PARTS



Item No.	Description	1/2" to 1" (065B8972)	1" (065B8968) to 1-1/4"
1	Knob	Not Sold Separately	Not Sold Separately
2	Screw - Body		
3	Screw - Scale Plate		
4	Scale Plate		
5	Cover Plate		
7	"O" Ring		
		Part No.	Part No.
6 - 8	Gasket Set	<b>082F8976</b>	<b>082F8976</b>
9	Plug / Spindle	Not Sold Separately	Not Sold Separately
1 - 10	Interior Complete	<b>082F8975</b>	<b>065B8956</b>

### ESBE 4-WAY MG VALVE SPARE PARTS



Item No.	Description	1/2" to 1" (065B8984)	1" (065B8985) to 1-1/4"
1	Knob	Not Sold Separately	Not Sold Separately
2	Screw - Body		
3	Screw - Scale Plate		
4	Scale Plate		
5	Cover Plate		
7	"O" Ring		
		Part No.	Part No.
6 - 8	Gasket Set	<b>082F8976</b>	<b>082F8976</b>
9	Plug / Spindle		
1 - 10	Interior Complete	<b>082F8977</b>	<b>065B8957</b>

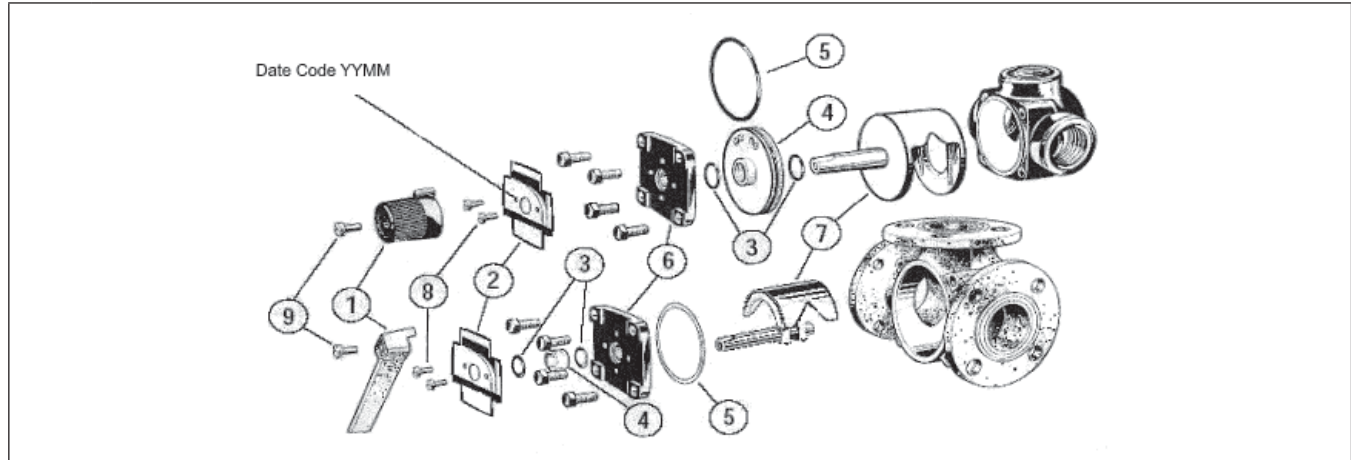
## ESBE 3-WAY G AND F VALVE SPARE PARTS

**Note:** Spare Parts apply to valves manufactured from dates listed below. Contact Danfoss for information on Spare Parts for valves manufactured prior to listed dates.

1-1/2" - Manufactured from June, 1996.

2" - Manufactured from January, 1997

2-1/2" to 6" - Manufactured from January, 1991



Item No.	Description	1-1/2" NPT	2" NPT	2-1/2" ANSI Flange	3" ANSI Flange
1	Handle	Not Sold Separately	Not Sold Separately	Not Sold Separately	Not Sold Separately
2	Scale Plate				
3	"O" Ring				
4	Teflon Bushing				
5	Cover Plate Gasket				
6	Cover Plate				
7	Slide / Spindle				
		<b>Part No.</b>	<b>Part No.</b>	<b>Part No.</b>	<b>Part No.</b>
1 - 9	Interior Complete	<b>082F8979</b>	<b>082F8980</b>	<b>082F8981</b>	<b>082F8982</b>
3-5	Gasket Set	<b>065B0003</b>	<b>065B0003</b>	<b>065B0003</b>	<b>065B0004</b>

Item No.	Description	4" ANSI Flange	5" ANSI Flange	6" ANSI Flange
1	Handle	Not Sold Separately	Not Sold Separately	Not Sold Separately
2	Scale Plate			
3	"O" Ring			
4	Teflon Bushing			
5	Cover Plate Gasket			
6	Cover Plate			
7	Slide / Spindle			
		<b>Part No.</b>	<b>Part No.</b>	<b>Part No.</b>
1 - 9	Interior Complete	<b>082F8983</b>	<b>082F8984</b>	<b>082F8985</b>
3-5	Gasket Set	<b>065B0004</b>	<b>065B0004</b>	<b>065B0004</b>

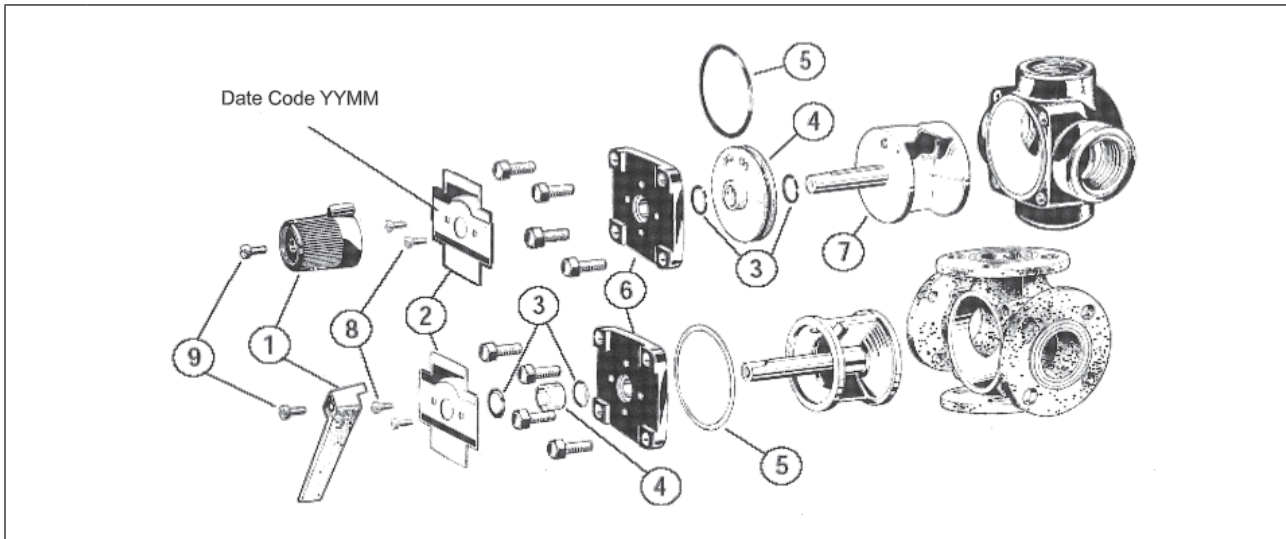
## ESBE 4-WAY G AND F VALVE SPARE PARTS

**Note:** Spare Parts apply to valves manufactured from dates listed below. Contact Danfoss for information on Spare Parts for valves manufactured prior to listed dates.

1-1/2" - Manufactured from June, 1996.

2" - Manufactured from January, 1997

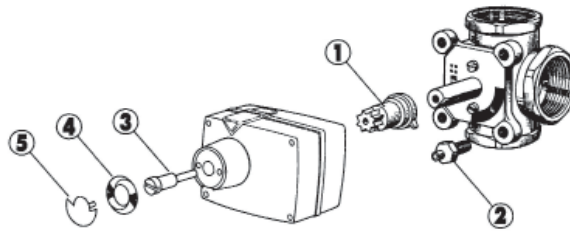
2-1/2" to 6" - Manufactured from January, 1991



Item No.	Description	1-1/2" NPT	2" NPT	2" and 2-1/2" DIN Flange
1	Knob	Not Sold Separately	Not Sold Separately	Not Sold Separately
2	Scale Plate			
3	"O" Ring			
4	Teflon Bushing			
5	Cover Plate Gasket			
6	Cover Plate			
7	Spindle with Plug			
		<b>Part No.</b>	<b>Part No.</b>	<b>Part No.</b>
1 - 9	Interior Complete	<b>082F8986</b>	<b>082F8987</b>	<b>082F8988</b>
3-5	Gasket Set	<b>065B0003</b>	<b>065B0003</b>	<b>065B0003</b>

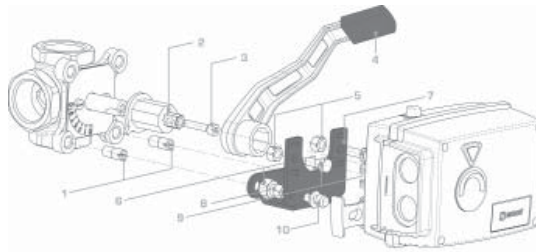
Item No.	Description	3" DIN Flange	4" and 5" DIN Flange	6" DIN Flange
1	Knob	Not Sold Separately	Not Sold Separately	Not Sold Separately
2	Scale Plate			
3	"O" Ring			
4	Teflon Bushing			
5	Cover Plate Gasket			
6	Cover Plate			
7	Spindle with Plug			
		<b>Part No.</b>	<b>Part No.</b>	<b>Part No.</b>
1 - 9	Interior Complete	<b>082F8989</b>	<b>082F8990</b>	<b>082F8991</b>
3-5	Gasket Set	<b>065B0004</b>	<b>065B0004</b>	<b>065B0004</b>

### ESBE SERIES 60 ACTUATORS



Item No.	Description	Code No.
2	Mounting Screw	Not Sold Separately
3	Locking Screw	
4	Label	
5	Plastic Cap	
1	Plastic Driver	<b>065B8929</b>
1-5	Mounting Kit	<b>600-0000</b>

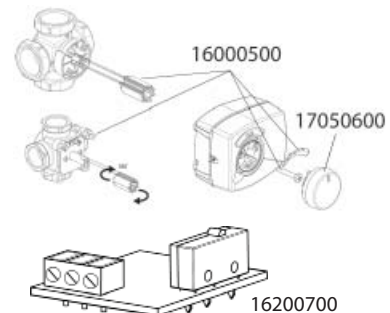
### ESBE SERIES 90 ACTUATORS



Item No.	Description	Code No.
2	Drive Sleeve	<b>25413</b>
1-10	MG, G and F mounting kit for Series 90 actuator	<b>193B1615</b>
Not Shown	VRG mounting kit for Series 90 actuator	<b>193B1616</b>
Linkage Kits for Non-ESBE Valves (Not Shown)	Viessmann Valves	<b>065F8957</b>
	Centra # 900 Valves	<b>065F8958</b>
	Landis & Staefa Valves	<b>065F8990</b>
	Oventrop Valves	<b>065F8991</b>
	TA VTR Valves	<b>065F8992</b>
Sensor (Not Shown)	92K2 Motors	<b>25430</b>

### Spare parts for ARA600 Series

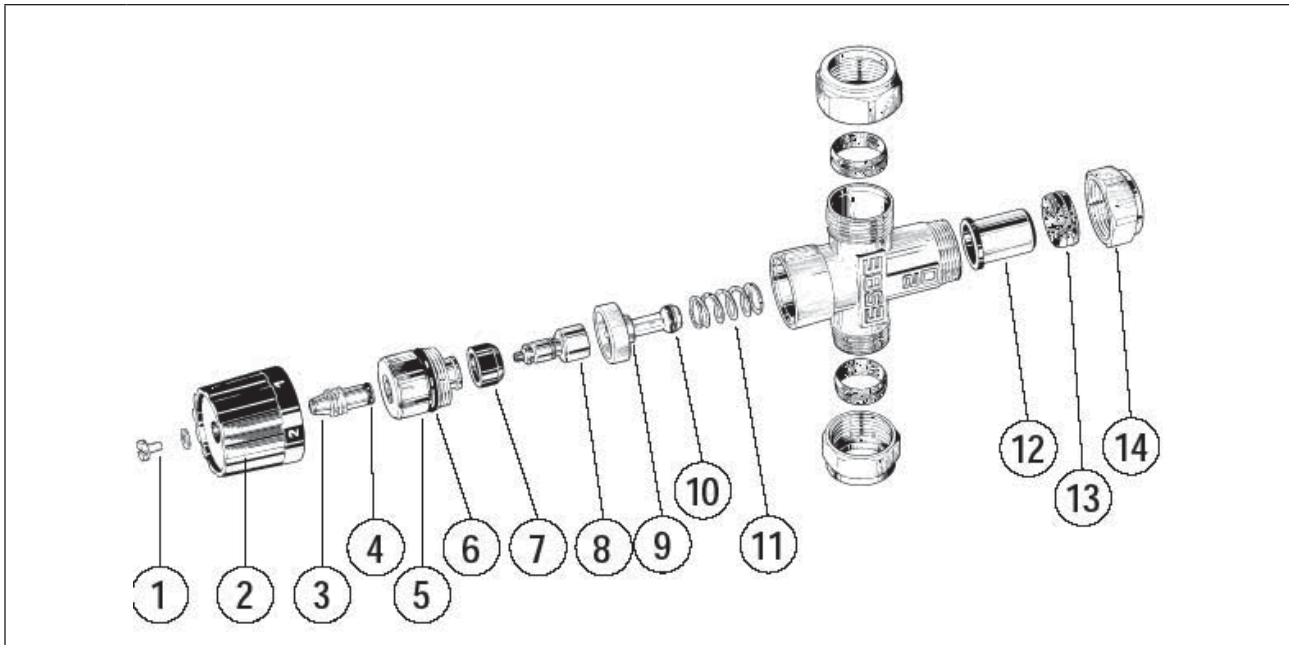
Code No.	Description
<b>16000500</b>	Assembly kit: drive sleeve, mounting stud scale and mounting screw
<b>17050600</b>	ARA motor actuator knob
<b>16200700</b>	Auxiliary end switch kit, includes end switch, cable and wiring plate cover



SPARE PARTS & ACCESSORIES



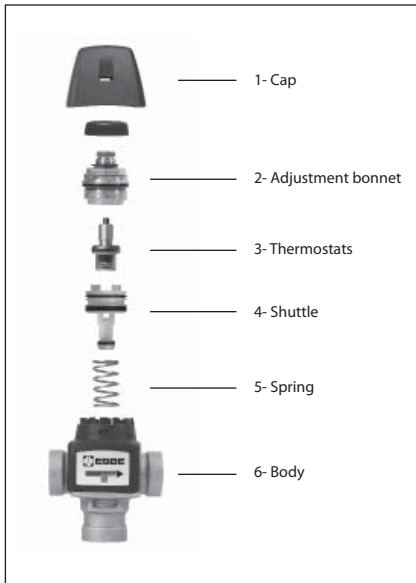
## ESBE SERIES 20 THERMOSTATIC MIXING VALVE SPARE PARTS



Item No.	Description	Temperature Range	1/2" and 3/4"	1"
			Code No.	Code No.
1 - 9	Replacement Kit	110° - 140°F (43° - 50°C)	<b>082F8994</b>	<b>082F8997</b>
		68° - 105°F (20° - 40°C)	<b>082F8995</b>	<b>082F8998</b>
		85° - 120°F (29° - 49°C)	<b>082F8996</b>	<b>082F8999</b>

Item No.	Description	Size	Code No.
13	Compression Ring	3/4"	<b>065B8906</b>
		1"	<b>065B6805</b>
14	Compression Nut	3/4"	<b>150810</b>
		1"	<b>22218A</b>
Not shown	Solder Tail Piece	1"	<b>25620000</b>






## ESBE SERIES 30 MR & HR THERMOSTATIC MIXING VALVE SPARE PARTS



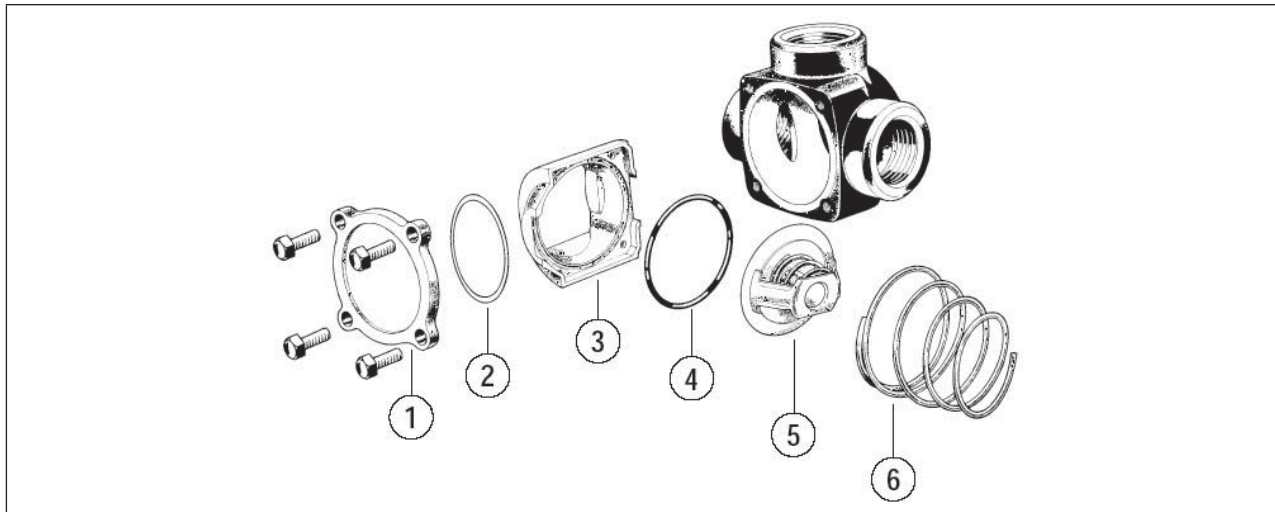
Item No.	Description	Temperature Range	Code No.
1 - 5	Repair Kit 1/2" and 3/4" Valves	70° - 110°F	<b>065B8842</b>
		85° - 120°F	<b>065B8843</b>
		95° - 140°F	<b>065B8844</b>

Item No.	Description	Code No.
1	Cap	<b>065B8846</b>

## BALANCING VALVES SPARE PARTS AND ACCESSORIES


	Code No.	Description	Valve
	<b>065F8985</b>	STV Test Plug - Red Tag	1/2" - 12"
	<b>065F8986</b>	STV Test Plug - Blue Tag	1/2" - 12"
	<b>003Z0326</b>	STV 1/16" Measuring Needle (also suitable for former ESBE series 2640 / 2650)	1/2" - 12"
	<b>9000693</b>	STV / STVL Replacement Handle	1/2" - 2"
	<b>9000694</b>	STVA Replacement Handle	2-1/2" - 6"

## ESBE TV BOILER BYPASS VALVE SPARE PARTS




Item No.	Description	Code No.
1	Cover Plate	Not Sold Separately
2	Cover Plate Gasket	Not Sold Separately
3	Seat	Not Sold Separately
4	'O' Ring	Not Sold Separately
5	Thermostat 60°C (140°F)	<b>065B8927</b>
	Thermostat 72°C (160°F)	<b>065B8926</b>
	Thermostat 45°C (113°F)	<b>065B8930</b>
6	Spring	Not Sold Separately

## AVDO HANDLE

AVDO	Code No.	Description
	<b>003L5401</b>	AVDO Replacement Handle

## 8000 SERIES THERMOSTAT ACCESSORIES

Accessories	Code No.	Model No.	Description
	<b>087N7285</b>	TS2/2	Remote room sensor, can be used with all models. Can be used as averaging sensors (2, 3 or 4 sensors)
	<b>087N6812</b>	TS5	Remote duct mounting sensor, can be used with all 8000 series models
	<b>087N6813</b>	TS6	Remote outdoor sensor, can be used with all 8000 series models

## AVTB SPARE PARTS

### Service Element

AVTB	Code No.	Description	Temperature Range	Capillary Tube Length
	003N0075	Service Element with Capillary Tube and Sensor - Sensor diameter 0.7" x 8.3" (18 x 210 mm)	32° - 86°F (0° - 30°C)	6' 6" (2 m)
	003N0078		77° - 149°F (25° - 65°C)	
	003N0062		122° - 194°F (50° - 90°C)	

### Accessories

AVT	Code No.	Description	
	AVTBWELL	Sensor Pocket, max. pressure 341 psi, L = 8.7" (25 bar / 220 mm)	3/4" NPT, Brass for 0.7" sensor
	003N0053		3/4" NPT, S/S for 0.7" sensor
	003N0056	Capillary Tube Gland	3/4" All Sensors
	003N0388	Mounting Bracket	All AVT Sensors
	003N4006	Valve Repair Kit	1/2" AVT
	003N4007	O-ring (2-off)	3/4" AVT
	003N4008	Diagram (2-off) Valve Cone (1-off) Screws (8-off)	1" AVT
	003N6100	Brass AVT Body and Top Section, less element	1/2" AVT
	003N7100		3/4" AVT
	003N8100		1" AVT
	003N0520	AVT Handle	All



Code Number	Page Number
003L0213	37
003L1000	13
003L1001	13
003L1040	13
003L1070	13
003L5401	44
003L602001	24
003L602002	24
003L602501	24
003L602502	24
003L603002	24
003N0053	23, 45
003N0056	45
003N0062	45
003N0075	45
003N0078	45
003N0388	45
003N0520	45
003N4006	45
003N4007	45
003N4008	45
003N6032	23
003N6032RA	23
003N6100	45
003N6252	23
003N6252RA	23
003N6272	23
003N6272RA	23
003N7032	23
003N7032RA	23
003N7100	45
003N7252	23
003N7252RA	23
003N7272	23
003N7272RA	23
003N8032	23
003N8032RA	23
003N8100	45
003N8252	23
003N8252RA	23
003N8272	23
003N8272RA	23
003Z0326	43
013-7045	35
013G0140	8
013G0290	35
013G0554	35
013G1232	36
013G1236	36

Code Number	Page Number
013G1237	36
013G1246	36
013G1350	4, 36
013G1672	36
013G2922	4
013G3094	10
013G3096	10
013G3215	9
013G3268	9
013G3270	9
013G4116	9
013G5002	4
013G5080	5
013G5081	5
013G5245	36
013G5462	12
013G5463	12
013G5464	12
013G5465	12
013G5466	12
013G5467	12
013G5503	35
013G6232	35
013G8013	8
013G8014	8
013G8015	8
013G8018	8
013G8019	8
013G8020	8
013G8023	8
013G8024	8
013G8025	8
013G8030	8
013G8031	8
013G8032	8
013G8037	37
013G8038	37
013G8039	37
013G8042	8
013G8044	8
013G8070	35
013G8072	35
013G8074	8
013G8240	4
013G8250	4, 13
013G8252	4
013G8562	4
013G8564	4
013G8565	4

Code Number	Page Number
013G8568	4
013G8591	35
013G8593	35
013L8011	8, 35
013L8300	36
013U0070	35
013U0476	9, 10, 13, 36
013U0479	10, 36
013U0489	36
013U0496	9, 10, 13, 36
013U0499	10, 36
013U0501	36
013U0504	36
013U0507	36
013U1021	35
013U1251	5
013U1252	5
013U1255	5
013U301501	10
013U3017	10
013U302001	10
013U7175	35
013U8063	5
013U8608	9, 10, 13, 36
013U8609	10, 32, 36
013X3180	36
013X3182	36
017-4370	5
065B0003	39, 40
065B0004	39, 40
065B6150	26
065B6165	26
065B6180	26
065B6200	26
065B6225	26
065B6250	26
065B6805	42
065B8842	43
065B8843	43
065B8844	43
065B8846	43
065B8862	32
065B8863	31
065B8864	31
065B8865	32
065B8866	31
065B8867	31
065B8868	32
065B8869	31



Code Number	Page Number
065B8870	31
065B8871	32
065B8872	32
065B8875	31
065B8876	31
065B8877	31
065B8878	31
065B8891	31
065B8892	10, 32, 33
065B8894	31
065B8895	32
065B8897	31
065B8898	32
065B8900	30
065B8906	42
065B8913	33
065B891305	33
065B8914	33
065B8926	44
065B8927	44
065B8929	41
065B8930	44
065B8934	33
065B893405	33
065B8938	33
065B8940	33
065B8956	38
065B8957	38
065B8960	25
065B8961	25
065B8962	25
065B8963	25
065B8964	25
065B8965	25
065F0102	10
065F0104	10
065F1242	10
065F8950	26
065F8951	26
065F8952	28
065F8953	28
065F8954	28
065F8955	28
065F8956	28
065F8957	41
065F8958	41
065F8959	28
065F8960	10
065F8961	10

Code Number	Page Number
065F8965	24
065F896501	24
065F8966	24
065F896601	24
065F8967	24
065F896701	24
065F8968	24
065F896801	24
065F8969	24
065F896901	24
065F8970	24
065F897001	24
065F8971	24
065F8972	24
065F8973	24
065F8974	24
065F8975	24
065F8985	43
065F8986	43
065F8990	41
065F8991	41
065F8992	41
065F8993	24
065F8994	24
065F8995	24
082F0002	7
082F0052	7
082F1085	6
082F1091	6
082F8961	26
082F8962	26
082F8963	26
082F8964	26
082F8965	26
082F8966	26
082F8967	26
082F8968	26
082F8969	26
082F8970	26
082F8975	38
082F8976	38
082F8977	38
082F8979	39
082F8980	39
082F8981	39
082F8982	39
082F8983	39
082F8984	39
082F8985	39

Code Number	Page Number
082F8986	40
082F8987	40
082F8988	40
082F8989	40
082F8990	40
082F8991	40
082F8994	42
082F8995	42
082F8996	42
082F8997	42
082F8998	42
082F8999	42
087N1195	14
087N1196	14
087N119601	14
087N6812	44
087N6813	44
087N7014	14
087N7015	14
087N7016	14
087N7017	14
087N7018	14
087N7019	14
087N7251	14
087N7255	14
087N7259	14
087N7285	15, 44
087N7400	15
087N7401	15
088H0024	17
088H0025	17
088H0034	17
088H3110	6
088H3111	6
088H3114	6
088H3120	6
088H3121	6
088L0006	21
088L0008	21
088L0009	21
088L0023	21
088L0412	21
088L1402	21
088L1412	21
088L1422	21
088L1432	21
088L1460	21
088L1461	21
088L1462	21



Code Number	Page Number
088L1463	21
088L1468	21
088L1469	21
088L1470	21
088L1471	21
088L1472	21
088L1473	21
088L1478	21
088L1479	21
088L1480	22
088L1481	22
088L1482	22
088L1483	22
088L1484	22
088L1485	22
088L1486	22
088L1490	22
088L1492	22
088L1493	22
088L1494	22
088L1495	22
088L1496	22
088L1516	21
088L1517	21
088L1518	21
088L1519	21
088L1520	21
088L1521	21
088L1522	21
088L1523	21
088L3041	19
088L3042	19
088L3422	21
14 03 0373	34
150810.00	42
16000500	41
16200700	41
17006900	37
17006910	37
17006920	37
17006930	37
17006940	37
17050600	41
193B1500	25
193B1501	25
193B1502	25
193B1503	25
193B1504	25
193B1505	25

Code Number	Page Number
193B1506	25
193B1507	25
193B1531	26
193B1532	26
193B1533	26
193B1534	26
193B1535	26
193B1536	26
193B1537	26
193B1538	26
193B1539	26
193B1600	27
193B1601	27
193B1602	27
193B1603	27
193B1604	27
193B1605	27
193B1606	27
193B1607	27
193B1615	41
193B1616	28, 41
193B1700	29
193B1701	29
193B1702	29
193B1703	29
193B1704	29
193B1705	29
193B1706	29
193B1709	29
193B1790	28
193B1791	28
193B1792	28
22218A	42
25413.00	41
25430.00	41
25620000	42
31 03 0443	34
31 03 1216	34
31 03 1225	34
31 03 1231	34
31 03 1232	34
31 03 1234	34
31700100	10, 33
35 03 0250	34
35 03 0375	34
372010.00	30
39 03 0399	34
41 03 1285	34
600-0000	41

Code Number	Page Number
9000693	43
9000694	43
ABRA4200	11
ABRA42RETB	11
ABRA4400	11
ABRA44RETB	11
AVTBWELL	23, 45
ETF-144/99A	16
ETF-744/99	18
ETOG-55	18
ETOR-55	18
ETS-3551	18
MTC-1991-UCH	16
MTC-1991-UFH	16
MTC-1999-UCH	16
MTC-1999-UFH	16
MTC-2991-UCH	16
MTC-2991-UFH	16
MTC-2999-UCH	16
MTC-2999-UFH	16
MTC-39914-UC	16
MTC-39914-UF	16
MTC-39994-UC	16
MTC-39994-UF	16
MTD-1999-UCH	16
MTD-1999-UFH	16
MTD-2999-UCH	16
MTD-2999-UFH	16
MTD-39994-UC	16
MTD-39994-UF	16
TWA4200	11
TWA42RETB	11
TWA4400	11
TWA44RETB	11
VA33	7
VA50H	7
VA54H	7
VA64	7
VA78	7
VA80H	7
VA78	7
VA80H	7



## CROSS REFERENCE

### RA 2000 THERMOSTATIC VALVE OPERATORS

Old Code No.	New Code No.	New Code Number Description
013G8200	013G8250	RA 2000 Operator - Valve Mounted Dial and Sensor
013G8202	013G8252	RA 2000 Operator - Valve Mounted Dial with Remote Sensor
013G8220	013G8240	RA 2000 Tamper Resistant Operator - Valve Mounted Dial and Sensor
013G2022	013G2922	RA 2000 Tamper Resistant Operator - Valve Mounted Dial with Remote Sensor

### ELECTRIC VALVE ACTUATORS

Old Code No.	New Code No.	Old Code Number Description	
		Type	Model
082F1043	088H3110	NC	ABNR Actuator 24VAC, 2.0VA c/w valve position indicator
082F1143	088H3111	NO	ABNR Actuator 24VAC, 2.0VA c/w valve position indicator
082F1089	082F1085	NC	ABRA Actuator with end switch 24VAC 2.0VA
082F1042	088H3120	NC	ABNV Actuator 24VAC 3.2VA
082F1142	088H3121	NO	ABNV Actuator 24VAC 3.2VA
013F4001	088H3120	NC	ABF - Replace with 088H3120 TWA-V

### AVTB THERMOSTATIC VALVES

Old Code No.	New Code No.	New Code Number Description
003N0051	AVTBWELL	Sensor pocket 3/4" NPT, brass (for 0.7" sensor)

### THERMOSTATIC MIXING VALVES

Old Code No.	New Code No.	New Code Number Description				
		Size	Type	Cv	Temp. Range	Model
065B8908	065B8865	1/2"	Threaded	1.8	70°F - 110°F	MR Series Radiant Heating Applications
065B8931	065B8866	1/2"		1.8	85°F - 120°F	MR Series ASSE 1017 Certified
065B8907	065B8867	1/2"		1.8	95°F - 140°F	MR Series ASSE 1017 Certified
065B8910	065B8868	3/4"		1.9	70°F - 110°F	MR Series Radiant Heating Applications
065B8932	065B8869	3/4"		1.9	85°F - 120°F	MR Series Radiant Heating Applications
065B8909	065B8870	3/4"		1.9	95°F - 140°F	MR Series Radiant Heating Applications
065B8912	065B8862	3/4"	Compression	1.8	70°F - 110°F	MR Series Radiant Heating Applications
065B8933	065B8863	3/4"		1.8	85°F - 120°F	MR Series ASSE 1017 Certified
065B8911	065B8864	3/4"		1.8	95°F - 140°F	MR Series ASSE 1017 Certified
065B893105	065B8875 + 065B8891	1/2"	Solder	1.8	85°F - 120°F	MR Series ASSE 1017 Certified
065B890705	065B8876 + 065B8891	1/2"		1.8	95°F - 140°F	MR Series ASSE 1017 Certified
065B893205	065B8877 + 065B8892	3/4"		1.9	85°F - 120°F	MR Series ASSE 1017 Certified
065B890905	065B8878 + 065B8892	3/4"		1.9	95°F - 140°F	MR Series ASSE 1017 Certified



# CROSS REFERENCE

## BALANCING VALVES

Old Code No.	New Code No.	New Code Number Description				
		Size	Type	Cv	Model	Construction
003Z0030	065F8971	2-1/2"	Flanged (ANSI 125)	110	STVA	Cast Iron
003Z0031	065F8972	3"		128		
003Z0032	065F8973	4"		222		
003Z0033	065F8974	5"		350		
003Z0034	065F8975	6"		495		

## RA to RA 2000 THERMOSTATIC VALVE OPERATOR REPLACEMENT

Discontinued RA Operator			RA 2000 Operator		
Code No.	Model	Description	Required Adapter		Suitable RA 2000 Operator
013-7001	RA-6	Valve Mtd Dial with Remote Sensor	013G8070 (allows RA 2000 operator to connect to discontinued RA valve body)	+	013G8252 / 2922 / 8564 / 8562 / 8565 / 8568
013-7101	RA-6 Armoured				
013-7002	RA-33	Remote Mtd. Dial and Sensor		+	013G8564 / 8562 / 8565 / 8568
013-7003	RA-36				
013-7004	RA-66				

## RAV to RA 2000 THERMOSTATIC VALVE OPERATOR REPLACEMENT

Discontinued RAV Operator			RA 2000 Operator		
Code No.	Model	Description	Required Adapter		Suitable RA 2000 Operator
013U8200	RAV	Valve Mtd. Dial and Sensor	013G8072 (allows RA 2000 operator to connect to discontinued RAV valve body)	+	013G8250 / 8240
013U1100	RAVN				
013U8202	RAV	Valve Mtd. Dial with Remote Sensor		+	013G8252 / 2922
013U1102	RAVN				

## RAVB to RA 2000 THERMOSTATIC VALVE OPERATOR REPLACEMENT

Discontinued RAVB Operator			Replacement Adapter Kit	
Code Number	Model	Description		
013U8101	RAVB	Pronged based thermostatic operator mounted on straight double solder union valve	013X3180	Adapter with valve mounted built-in sensor replacement operator
			013X3182	Adapter with valve mounted with remote sensor replacement operator



# CROSS REFERENCE

## SERIES 60 to ARA600 SERIES ACTUATOR REPLACEMENT

Discontinued Series 60 Actuator		Replacement ARA600 Series Actuator		
Old Code No.	Series	Code No.	Series	Description
082F8972	62E	193B1600	ARA663	3-point floating, 96sec rotation
-	-	193B1601	ARA644	3-point floating w/ end switch, 24sec rotation
-	-	193B1602	ARA654	3-point floating w/ end switch
082F8974	62EM	193B1603	ARA664	3-point floating w/ end switch, 96sec rotation
-	-	193B1604	ARA638	ON/OFF w/ end switch, 12sec rotation
-	-	193B1605	ARA648	ON/OFF w/ end switch, 24sec rotation
-	-	193B1606	ARA639	Proportional, w/ feedback, selectable speed
082F8973	62P	193B1607	ARA659	Proportional, selectable speed



## ESBE MG & G VALVES to VRG130 & VRG140 REPLACEMENT

Discontinued MG & G Valve		Replacement VRG Valve				
Old Code No.	Series	Code No.	Series	Size	Cv	
3-Way	065B8950	3MG 20-6.3	193B1502	VRG 131	¾", FNPT	7.3
	065B8953	3G 40	193B1506		1½", FNPT	29.3
	065B8954	3G 50	193B1507		2", FNPT	46.8
	065B8968	3MG 25-12	193B1504		1", FNPT	11.7
	065B8969	3MG 32-18	193B1505		1¼", FNPT	18.7
	065B8970	3MG 15-2.5	193B1500		½", FNPT	2.9
	065B8971	3MG 20-4	193B1501		¾", FNPT	4.7
	065B8972	3MG 25-8	193B1503		1", FNPT	7.3
4-Way	065B8967	4MG 20-2.5	193B1537	VRG 141	¾" Fsoldr	2.9
	065B8979	4G 40	193B1535		1½", FNPT	29.3
	065B8980	4G 50	193B1536		2", FNPT	46.8
	065B8981	4MG 15-2.5	Does not crossover		½", FNPT	N/A
	065B8982	4MG 20-4	193B1531	VRG 141	¾", FNPT	4.7
	065B8983	4MG 20-6.3	193B1532		¾", FNPT	7.3
	065B8984	4MG 25-8	Does not crossover		1", FNPT	N/A
	065B8985	4MG 25-12	193B1533	VRG 141	1", FNPT	11.7
	065B8986	4MG 32-18	193B1534		1¼", FNPT	18.7
	065B8990	4MG 25-6.3	193B1538		1", Fsoldr	7.3
	065B8991	4MG 32-12	193B1539		1¼", Fsoldr	13.9

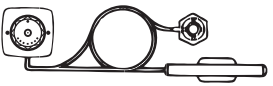

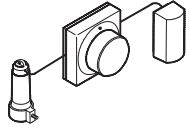
## OPERATOR REPLACEMENT SERIES


RA and RAV are discontinued series of thermostatic radiator valves. For installations where RA or RAV valve is functioning, but the operator needs to be replaced, an adapter allows the existing valve to be used with the current RA 2000 operators.

RA OPERATORS - OLD SERIES -	RA 2000 OPERATORS - NEW SERIES -
--------------------------------	-------------------------------------




	=		+	
013-7001 RA-6 OR 013-7101 RA-6		Adapter		013G8070
				013G8252 OR 013G2922

OR




	=		+	
013-7002 RA-33 013-7003 RA-36 013-7004 RA-66		Adapter		013G8070
				013G8564

	<p><b>Note:</b> If replacing a previous version of RA 2000 valve mounted operator (013G8200 or 013G8202 only) installed with a RA to RA 2000 adapter, the existing adapter must be replaced. Only adapters manufactured after mid 2006 are designed to accommodate new "snap action" RA 2000 operators (013G8250/013G8252).</p>
013G8200      013G8202	

RAV OPERATORS - OLD SERIES -	RA 2000 OPERATORS - NEW SERIES -
---------------------------------	-------------------------------------

	=		+	
013U8200 RAV 013U1100 RAVN		Adapter		013G8072
				013G8250 OR 013G8240

OR

	=		+	
013U8202 RAV 013U1102 RAVN		Adapter		013G8072
				013G8252 OR 013G2922

**Note:**

RA 2000 Wall Mount Operators (013G8564 - 013G8562 - 013G8565 - 013G8568) include additional socket for use on RAV Valves. Therefore 013G8072 RAV to RA 2000 adapter is not required when replacing RAV/RAVL Wall Mount Operators with RA 2000 Wall Mount Operators.



## GENERAL CONDITIONS FOR SALE AND WARRANTY

The acceptance of the order confirmation by the purchaser includes the acceptance of our "General Conditions of Sale and Warranty" as the only ruling condition. No modification of these conditions will be recognized by Danfoss. Any express or implied condition, statement or warranty, statutory or otherwise - not stated herein is excluded.

### 1. INCOTERMS

The international rules for the interpretation of trade terms "Incoterms" shall apply to the commercial terms used herein.

### 2. CONFIRMATION OF ORDER

Danfoss shall not be deemed to have accepted an order until written confirmation of the order from Danfoss is dispatched to the prospective purchaser. Quotations, pro forma invoices and the like, shall be subject to confirmation by Danfoss.

### 3. TERMS OF DELIVERY

At Danfoss' option, the goods can be delivered from any of the Danfoss factories, subsidiaries, or affiliated companies in or outside North America. Failing special instructions, the goods will be dispatched in the way which Danfoss deems best without guaranteeing this to be the cheapest way of transport.

### 4. PRICE REGULATIONS

Danfoss reserves the right to adjust accepted prices in the event of alterations in rates of exchange, variations in costs of materials, changes in wages, interference on the part of the Government or similar conditions over which Danfoss has no control.

### 5. PACKING

Disposable packing is included in the price and will not be credited if returned. Reusable packing is not included in the price and shall be returned in accordance with Danfoss' instructions at purchaser's expense.

### 6. RISK

Goods are shipped EXW Danfoss Warehouse North America. Danfoss shall not be responsible for loss or damage incurred during transportation.

### 7. TERMS OF PAYMENT

Where payment is not received when due, an interest rate of 10% per annum over and above the actual total back charge will be payable. This rate of interest will also be used in cases where an extension of the period of credit has been granted. The purchaser shall not be allowed to retain payments, or to settle debts by setting off same against possible counterclaims, disputed by Danfoss, or to reduce the invoiced price.

### 8. TRANSFER OF OWNERSHIP

Until full payment for the goods has been received by Danfoss, the goods shall remain the property of Danfoss and shall not be pawned or pledged in any way.

### 9. TIME OF DELIVERY

Time of delivery is stated approximately. Danfoss shall not be liable for any delay due to causes beyond Danfoss' control, including but not restricted to strikes, lockouts, labour disturbances or the like, or in consequence of extraordinary measures on the part of government, hindrances to transportation including ice or other transport difficulties, delayed, incomplete or defective delivery of

material ordered in due time from sub-suppliers, failing supply of electricity and similar obstacles to production, fire or workshop accidents at own factories or at sub-suppliers.

### 10. INFORMATION

The information and technical data contained in catalogues, leaflets and other written material constitutes an approximate guide only. No responsibility for errors or wrong interpretation can be placed on Danfoss. The purchaser cannot claim any rights based on this material. Such reservation shall also apply to suggestions, advice and other services rendered to customers, including installation and servicing instruction for the product delivered.

### 11. ALTERATIONS

Danfoss reserves the right to make alterations to their products without notice, also to products already placed on order.

### 12. WARRANTY

Provided that the terms of payment are observed, the purchaser is offered a warranty of 18 months from date of Danfoss sale to purchaser. The warranty covers faulty manufacture, design and/or defective materials. The warranty shall cease to be valid if the product is repaired or altered without the consent of Danfoss, applied for purposes for which it is not designed or installed and applied contrary to the instructions given by Danfoss. Expenses in connection with dismantling and mounting shall not be paid by Danfoss. If defects occur while under warranty, the product shall be forwarded to Danfoss, insurance and freight paid. A description of the reason for returning the product shall be enclosed. Products returned shall be free of extraneous equipment. Products repaired under warranty will be returned to the purchaser, freight paid by Danfoss.

Parts which have been replaced shall be the property of Danfoss. Any other liabilities are not accepted. Guarantee for products not of Danfoss' own manufacture is only given to the same extent as given to Danfoss, however, not exceeding the normal Danfoss warranty.

### 13. SECONDARY DAMAGES

Danfoss shall not be held responsible for any indirect or consequential damage e.g. damages to person or property, consequential loss, including loss of production, loss of profit, loss on goods in store or the like, which might arise out of defects and/or delay in delivery of the products sold, irrespective of the cause, including faulty manufacture, design of material.

### 14. NOTICE OF CLAIMS

Any claim or complaint as to defects and/or delay in delivery of the products shall be submitted in writing by the purchaser to Danfoss immediately.



## GENERAL CONDITIONS FOR SALE AND WARRANTY

### Taxes:

All Applicable Taxes are Extra.

### Freight:

FOB Danfoss, North America.

### Payment:

Net 30 Days on approved credit.

### Returns:

Returns accepted only with Returned Goods Authorization (RGA) obtained from Customer Service.

Credit given to returned merchandise is subject to a minimum Restocking Charge as follows:  
Up to 12 months: 25%, 12 - 18 months: 50%, Over 18 months: No Value  
Danfoss reserves the right to limit returns.

Goods returned must be new, in original packaging, unused and in resalable condition and are subject to inspection at Danfoss. Goods failing inspection will be returned collect with no credit issued.

No returns on special order items.

Returns must be shipped prepaid.

### Warranties:

Danfoss products in this Price List are warranted for a period of 18 months from date of sale from manufacturing defects.

Warranty returns accepted only with Returned Goods Authorization (RGA) obtained from Customer Service.

Warranty items must be identified with explanation of defect.

Danfoss reserves the right to replace Warranty Return with identical item.

Warranty Returns must be prepaid.

Any Returns received without a Returned Goods Authorization Number will be returned to sender collect.

See General Terms of Sale and Warranty for complete Summary of Terms.

# GO GREEN WITH DANFOSS



International cooperation is key to reducing CO2 emissions, an effective response to the global climate challenge also depends on innovation and intelligent technologies that both conserve natural resources and save money.

The task before us is to take these proven, energy-efficient technologies and apply them to solutions that can immediately reduce CO2 emissions and save energy. The money these technologies save can then be invested in more long-term development of new, green energy sources.

At Danfoss, we offer more than 75 years experience in energy-efficient technologies. We are applying that core knowledge to traditional energy solutions as well as projects that use renewable energy sources, including wind and solar. At the same time, targeted investments in innovation and new development projects will continue to support the company's position as a leader in the green economy.

For more information on Danfoss' commitment to the environment,

please visit:

[www.danfoss.com/solutionsready](http://www.danfoss.com/solutionsready)



Danfoss can accept no responsibility for possible errors in printed materials and reserves the right to alter its products without notice. All trademarks in this material are property of the respective companies. Danfoss and Danfoss logotype are trademarks of Danfoss A/S. All rights reserved.

## Danfoss

Toronto, Baltimore

Toll Free: 866-375-HVAC (4822)  
[www.na.heating.danfoss.com](http://www.na.heating.danfoss.com)