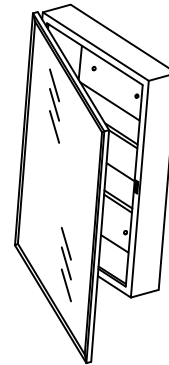


SPECIFICATION SHEET (Model NO.404465)

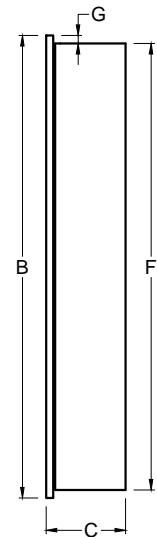
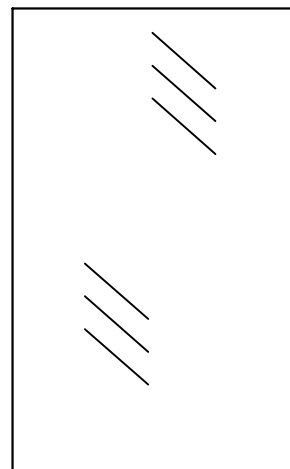
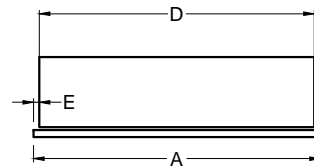
MEDICINE CABINET



FEATURES SPECIFICATIONS

- Surface Mount Installation
- One piece steel housing
- 25 gauge steel construction with white, heat cured, powder coated finish
- Framed mirror door
- Polished stainless steel frame
- 3MM float glass mirror door front
- 25 gauge steel door back with white, heat cured, powder coated finish
- 16" continuous piano hinge (1 typical)
- Magnetic door catch in the cabinet body align to stainless steel striked plate on the door back (1 typical)
- Reversible for left-hand or right-hand door swing
- 25 gauge steel shelves with white, heat cured, powder coated finish, adjustable (2 typical)
- Includes installation hardware

Finishes:
 Housing: Basic White
 Mirror: Flat mirror
 Frame: Polished Stainless Steel



DIMENSIONS IN INCHES*

Model #	Description	A	B	C	D	E	F	G
404465	16 x 22 SURF MNT MIRROR MEDI CAB	16 ³ / ₈	22	5 ³ / ₁₆	15 ¹ / ₂	9 ⁹ / ₃₂	21 ¹⁷ / ₃₂	5 ⁵ / ₃₂