

The UltimateV12™ is the next generation of VTAC featuring **Inverter Technology Variable Speed Operation** providing room humidity control, softer sound quality and efficiency.

Adjustable Speed Makeup Air provides the precise airflow for specific applications. For energy savings, Makeup air delivery can be cycled based on occupancy, using a compatible occupancy detecting thermostat.

1

INSTA-PLATFORM™

2

SELF-CONTAINED DRAINAGE SYSTEM

3

FAST-CONNECT PLUMBING

4

SELF-ALIGNING, LOCK-IN-PLACE SYSTEM

5

QUICK-INSTALL PLENUM

9

ONBOARD DIAGNOSTICS

10

SmartHQ™ WIFI READY

6

ULTRA-QUIET

7

REVERSE CYCLE DEFROST

8

CORROSION PROTECTION

11


INVERTER TECHNOLOGY

12

ADJUSTABLE SPEED MAKEUP AIR

SAVE 60% On Install Time

DESIGNED & ASSEMBLED IN AMERICA



*Compared to Friedrich Vert-I-Pak models or GEA AZ91 series models including installing and building a platform.
Note: UV12 models are not recommended for installation within two miles of coastal areas.

The UltimateV11 is the next generation of VTAC featuring Inverter Technology enabling controlled and precise performance in a broad range of applications.

The UltimateV11 has achieved the energy efficiency DOE industry requirements.

SAVE 60% On Install Time

1

INSTA-PLATFORM™

2

SELF-CONTAINED DRAINAGE SYSTEM

3

FAST-CONNECT PLUMBING

4

SELF-ALIGNING, LOCK-IN-PLACE SYSTEM

5

QUICK-INSTALL PLENUM

6

ULTRA-QUIET

7

REVERSE CYCLE DEFROST

8

CORROSION PROTECTION

9

ONBOARD DIAGNOSTICS


10

SmartHQ™ WIFI READY

11

INVERTER TECHNOLOGY

SAVE 60% On Install Time



*Compared to Friedrich Vert-I-Pak models or GEA AZ91 series models including installing and building a platform.

The UltimateV10™ is the industry's first VTAC that can be installed completely from the interior. It features a one-piece **Insta-Platform™**, eliminating the need for on-site construction. Ultra-quiet operation adds to overall room comfort.

1 INSTA-PLATFORM™

2 SELF-CONTAINED DRAINAGE SYSTEM

3 FAST-CONNECT PLUMBING

4 SELF-ALIGNING, LOCK-IN-PLACE SYSTEM

5 QUICK-INSTALL PLENUM


6 ULTRA-QUIET

7 REVERSE CYCLE DEFROST


8 CORROSION PROTECTION

9 ONBOARD DIAGNOSTICS

10 SmartHQ™ WIFI CAPABILITY



SAVE 60%
On Install Time



*Compared to Friedrich Vert-I-Pak models or GEA AZ91 series models including installing and building a platform.

The GE Zoneline® VTAC Series system requires a set of essential accessories for proper operation.



**RAK149F2A
NON-PROGRAMMABLE
THERMOSTAT**
Compatible with V10 models



**RAK149P2A
PROGRAMMABLE
THERMOSTAT**
Compatible with V10 models



**RAK150VF2
2-STAGE COOL/HEAT
THERMOSTAT**
Compatible with V11 and V12 models



**RAK160W2
WIRELESS
THERMOSTAT**
Compatible with V10 models



**RAK180W1
WIRELESS ENERGY
MANAGEMENT
THERMOSTAT**
Compatible with V10 models



**RAK190V
2-WAY
ENERGY MANAGEMENT
THERMOSTAT**
Compatible with all models



COMPLETE ACCESSORY LIST (Must be ordered separately)

KIT NUMBER	DESCRIPTION
RAK149F2A	Non-ProgrammableThermostat-For V10 models only
RAK149P2A	ProgrammableThermostat-For V10 models only
RAK150VF2	Two Fan Speed Thermostat for Two Stage Compressor-For V11 and V12 models only
RAK160W2	Wireless Thermostat-For V10 models only
RAK180W1	Wireless Energy Management Thermostat-For V10 models only
RAK190V	Two Way Communicating, Occupancy Detection, Energy Management Thermostat (All models)
RAVAL3	Exterior Grille-For V10 and V11 models
RAVAL4	Exterior Grille-For V12 models
RAVTRANS1CO	Transition Plenum for V10, V11 & V12 series
RAVTRANS2	Transition Plenum (AZ75/85 to AZ95)
RAVTRANS3	Transition Plenum (AZ90/91 to AZ95, 8" or less plenum depth)
RAVTRANS4	Transition Plenum (AZ90/91 to AZ95, 8" or more plenum depth)
RAVRG2B	Return Air Grille for Flush Door
RAVRG4	Access Panel with Return Air
RAVWPT9	Wall Plenum-For V10 and V11 models
RAVWPT15	Wall Plenum-For V10 and V11 models
RAVWPT15B	Wall Plenum for walls 8"-deep to 15" thick-V12 models only
RAK315D	230-208 Volt Direct Connect Power Supply Kit, 2.45/2 kW heat, 15 Amp
RAK320D	230-208 Volt Direct Connect Power Supply Kit, 3.45/2.82 kW heat, 20 Amp
RAK330D	230-208 Volt Direct Connect Power Supply Kit, 5/4.08 kW heat, 30 Amp
RAK515D	265-Volt Universal Direct Connect Power Supply Kit, 2.45 kW heat, 15 Amp
RAK520D	265-Volt Universal Direct Connect Power Supply Kit, 3.45 kW heat, 20 Amp
RAK530D	265-Volt Universal Direct Connect Power Supply Kit, 5 kW heat, 30 Amp
RAVDPLAT	Insta-Platform™
SHCM10PK	SmartHQ™ Connect Module - (10 pack)
SHQMGMT1B	SmartHQ Management Subscription 1 Year (Per living unit)
RAA13V	MERV 13 Makeup Air Filter-V12 models only



IMPORTANT NOTICE

Equipment used as a primary source for heating or cooling is an integral part of the building in which it is installed. Proper application is essential for satisfactory performance over a wide range of operating conditions. It is strongly recommended that a professional engineer determine proper application.

If this unit is a replacement unit, its specifications and performance may differ from those of the unit it is replacing. For that reason, we again strongly recommend that a professional engineer determine proper application.

GE AZ9V SERIES - 230-208V*
HEAT PUMP WITH BACKUP ELECTRIC HEAT
AZ9VH12DBM

VOLTAGE	230-208
FEATURES	
Cooling BTUH	12,000
Cooling BTU Range (95F outdoor)	5,200-16,200
Max Cooling BTU (115F)	11,200
Max Cooling BTU (75F)	20,000
EER2	11.6
SEER2	15.9
Cooling Watts	970
Cooling Amps	4.7
Sensible Heat Ratio(SHR)-nominal cool, high fan	75%
Dehumidification (pints per hour)-nominal cooling, high fan	3.16
Makeup air CFM	30-70 (no filter) 25-70 (with MERV13 Filter Kit)
Refrigerant	R-410A
Indoor CFM (hi/lo) (0.1 ESP)	465/380
HEAT PUMP	
Heat Pump BTU	11,500
Heating BTU Range @47F	4,500-13,000
HSPF2	7.5
Heat Pump COP2 @47F	3.5
Heating BTU @17F (nominal/max)	6,100/9,400
Heat Pump COP2 @17F (nominal/max)	2.2
Heat Pump Watts	925
Heat Pump Amps	4.4
CASE DIMENSIONS	
Width (in.)	23-5/8
Depth (in.)	28-3/8
Height (in.)	36-7/8
Net weight (lbs.)	145
Approx. ship. weight (lbs.)	158
Closet ID for front install (min.)	29-5/8"W x 32"D
Closet ID for side install using full door (min.)***	29-5/8"W x 34"D
Closet ID for side install using RAVRG4**	34"W x 40"D

POWER CONNECTION REQUIREMENTS
(RESISTANCE HEAT)

230-208 VOLT	12,000 BTUh		
POWER CONNECTION KIT	RAK315D	RAK320D	RAK330D
Heater BTUh	8,360/6,838	11,770/9,629	17,060/13,952
Total Watts	2,568/2,122	3,568/2,940	5,118/4,207
Heater Watts	2,450/2,004	3,450/2,822	5,000/4,089
Total Heating Amps	10.7/9.6	15/13.6	21.7/19.7
MCA	15	20	30
Recommend Protective Device (MOCP)	15 amp time delay fuse or breaker	20 amp time delay fuse or breaker	30 amp time delay fuse or breaker

*230V Performance Data Listed
** See installation instructions for side installation details

GE AZ9V SERIES - 265V
HEAT PUMP WITH BACKUP ELECTRIC HEAT
AZ9VH12EBM

VOLTAGE	265
FEATURES	
Cooling BTU	12,200
Cooling BTU Range (95F outdoor)	5,200-16,200
Max Cooling BTU (115F)	11,200
Max Cooling BTU (75F)	20,000
EER2	11.6
SEER2	15.5
Cooling Watts	1,050
Cooling Amps	4.2
Sensible Heat Ratio(SHR)-nominal cool, high fan	77%
Dehumidification (pints per hour)-nominal cooling, high fan	3.16
Makeup air CFM	30-70 (no filter) 25-70 (with MERV13 Filter Kit)
Refrigerant	R-410A
Indoor CFM (hi/lo) (0.1 ESP)	465/380
HEAT PUMP	
Heat Pump BTU	11,300
Heating BTU Range @47F	4,500-13,000
HSPF2	7.5
Heat Pump COP2 @47F	3.6
Heating BTU @17F (nominal/max)	6,100/9,400
Heat Pump COP2 @17F (nominal/max)	2.2
Heat Pump Watts	955
Heat Pump Amps	3.8
CASE DIMENSIONS	
Width (in.)	23-5/8
Depth (in.)	28-3/8
Height (in.)	36-7/8
Net weight (lbs.)	145
Approx. ship. weight (lbs.)	158
Closet ID for front install (min.)	29-5/8"W x 32"D
Closet ID for side install using full door (min.)***	29-5/8"W x 34"D
Closet ID for side install using RAVRG4**	34"W x 40"D

POWER CONNECTION REQUIREMENTS
(RESISTANCE HEAT)

265 VOLT	12,000 BTUh		
POWER CONNECTION KIT	RAK515D	RAK520D	RAK530D
Heater BTUH	8,360	11,770	17,060
Total Watts	2,568	3,568	5,118
Heater Watts	2,450	3,450	5,000
Total Heating Amps	9.2	13	18.9
MCA	15	20	30
Recommend Protective Device (MOCP)	15 amp time delay fuse or breaker	20 amp time delay fuse or breaker	30 amp time delay fuse or breaker

PROJECTED SPECIFICATIONS-SUBJECT TO CHANGE

IMPORTANT NOTICE

Equipment used as a primary source for heating or cooling is an integral part of the building in which it is installed. Proper application is essential for satisfactory performance over a wide range of operating conditions. It is strongly recommended that a professional engineer determine proper application.

If this unit is a replacement unit, its specifications and performance may differ from those of the unit it is replacing. For that reason, we again strongly recommend that a professional engineer determine proper application.

GE AZ9V SERIES-230-208V*
HEAT PUMP WITH BACKUP ELECTRIC HEAT
AZ9VH12DAC

VOLTAGE	230-208
FEATURES	
Cooling BTUH	12,000
Cooling BTU Range (95F outdoor)	5,200-16,200
Max Cooling BTU (115F)	11,200
Max Cooling BTU (75F)	20,000
EER2	11.6
SEER2	15.9
Cooling Watts	970
Cooling Amps	4.7
Sensible Heat Ratio(SHR)-nominal cool, high fan	75%
Dehumidification (pints per hour)-nominal cooling, high fan	3.16
Refrigerant	R-410A
Indoor CFM (hi/lo) (0.1 ESP)	465/380
HEAT PUMP	
Heat Pump BTU	11,500
Heating BTU Range @47F	4,500-13,000
HSPF2	7.5
Heat Pump COP2 @47F	3.5
Heating BTU @17F (nominal/max)	6,100/9,400
Heat Pump COP2 @17F (nominal/max)	2.1
Heat Pump Watts	925
Heat Pump Amps	4.4
CASE DIMENSIONS	
Width (in.)	23-5/8
Depth (in.)	24-1/8
Height (in.)	31-7/8
Net weight (lbs.)	145
Approx. ship. weight (lbs.)	155
Closet ID for front install (min.)	29-5/8"W x 27-3/4"D
Closet ID for side install using full door (min.)**	29-5/8"W x 29-3/4"D

POWER CONNECTION REQUIREMENTS
(RESISTANCE HEAT)

230-208 VOLT	12,000 BTUh		
POWER CONNECTION KIT	RAK315D	RAK320D	RAK330D
Heater BTUh	8,360/6,838	11,770/9,629	17,060/13,952
Total Watts	2,568/2,122	3,568/2,940	5,118/4,207
Heater Watts	2,450/2,004	3,450/2,822	5,000/4,089
Total Heating Amps	10.7/9.6	15/13.6	21.7/19.7
MCA	15	20	30
Recommend Protective Device (MOCP)	15 amp time delay fuse or breaker	20 amp time delay fuse or breaker	30 amp time delay fuse or breaker

*230V Performance Data Listed
** See installation instructions for side installation details

GE AZ9V SERIES-265V
HEAT PUMP WITH BACKUP ELECTRIC HEAT
AZ9VH12EAC

VOLTAGE	265
FEATURES	
Cooling BTU	12,200
Cooling BTU Range (95F outdoor)	5,200-16,200
Max Cooling BTU (115F)	11,200
Max Cooling BTU (75F)	20,000
EER2	11.6
SEER2	15.55
Cooling Watts	1,050
Cooling Amps	4.2
Sensible Heat Ratio(SHR)-nominal cool, high fan	77%
Dehumidification (pints per hour)-nominal cooling, high fan	3.16
Refrigerant	R-410A
Indoor CFM (hi/lo) (0.1 ESP)	465/380
HEAT PUMP	
Heat Pump BTU	11,300
Heating BTU Range @47F	4,500-13,000
HSPF2	7.2
Heat Pump COP2 @47F	3.5
Heating BTU @17F (nominal/max)	6,100/9,400
Heat Pump COP2 @17F (nominal/max)	2.1
Heat Pump Watts	955
Heat Pump Amps	3.8
CASE DIMENSIONS	
Width (in.)	23-5/8
Depth (in.)	24-1/8
Height (in.)	31-7/8
Net weight (lbs.)	145
Approx. ship. weight (lbs.)	155
Closet ID for front install (min.)	29-5/8"W x 27-3/4"D
Closet ID for side install using full door (min.)**	29-5/8"W x 29-3/4"D

POWER CONNECTION REQUIREMENTS
(RESISTANCE HEAT)

265 VOLT	12,000 BTUh		
POWER CONNECTION KIT	RAK515D	RAK520D	RAK530D
Heater BTUH	8,360	11,770	17,060
Total Watts	2,568	3,568	5,118
Heater Watts	2,450	3,450	5,000
Total Heating Amps	9.2	13	18.9
MCA	15	20	30
Recommend Protective Device (MOCP)	15 amp time delay fuse or breaker	20 amp time delay fuse or breaker	30 amp time delay fuse or breaker

PROJECTED SPECIFICATIONS-SUBJECT TO CHANGE

IMPORTANT NOTICE

Equipment used as a primary source for heating or cooling is an integral part of the building in which it is installed. Proper application is essential for satisfactory performance over a wide range of operating conditions. It is strongly recommended that a professional engineer determine proper application.

If this unit is a replacement unit, its specifications and performance may differ from those of the unit it is replacing. For that reason, we again strongly recommend that a professional engineer determine proper application.

GE AZ95 SERIES - 230-208V*
COOLING WITH ELECTRIC HEAT

	AZ95E09DAC	AZ95E12DAC	AZ95E18DAC
VOLTAGE	230-208	230-208	230-208
FEATURES			
Cooling BTUH	9,000	11,600	17,200
EER2	11.2	12.0	11.0
SEER2	12.6	13.5	12.2
HSPF2	NA	NA	NA
Cooling Power (W)	800	975	1,555
Cooling Power (A)	3.6	4.3	7.3
Sensible Heat Ratio(SHR)	74%	73%	72%**
Dehumidification (pints per hour)	2.2	2.8	4.5**
Refrigerant	R-410A	R-410A	R-410A
Indoor CFM (hi/lo) (0.1 ESP)	408/305	408/356	468/408
CASE DIMENSIONS			
Width (in.)	23-5/8	23-5/8	23-5/8
Depth (in.)	24-1/8	24-1/8	24-1/8
Height (in.)	31-7/8	31-7/8	31-7/8
Net weight (lbs.)	119	127	141
Approx. ship. weight (lbs.)	132	140	154
Clearance for Front Install (min.)	3" On All Sides	3" On All Sides	3" On All Sides
Clearances for Side Install (min.)	5" to Front, 3" on Sides	5" to Front, 3" on Sides	5" to Front, 3" on Sides

POWER CONNECTION REQUIREMENTS
(RESISTANCE HEAT)

230-208 VOLT	9,000/12,000 BTUh			18,000 BTUh*	
POWER CONNECTION KIT	RAK315D	RAK320D	RAK330D	RAK320D	RAK330D
Heater BTUh	8,360/6,838	11,770/9,629	17,060/13,952	11,770/9,629	17,060/13,952
Total Watts	2,568/2,122	3,568/2,940	5,118/4,207	3,568/2,940	5,118/4,207
Heater Watts	2,450/2,004	3,450/2,822	5,000/4,089	3,450/2,822	5,000/4,089
Total Heating Amps	10.7/9.6	15/13.6	21.7/19.7	15/13.6	21.7/19.7
MCA	15	20	30	20	30
Recommend Protective Device (MOCP)	15 amp time delay fuse or breaker	20 amp time delay fuse or breaker	30 amp time delay fuse or breaker	20 amp time delay fuse or breaker	30 amp time delay fuse or breaker

*There is no 15 amp breaker option available for the 18,000 BTUh models due to compliance with UL standard 60335-2-40

PROJECTED SPECIFICATIONS-SUBJECT TO CHANGE

Two-way communicating thermostats by far provide the best efficiency, temperature and humidity control available for Zoneline inverter models. The RAK190V two-way communicating thermostat is the BEST option for Zoneline inverter technology.

Thermostat Feature Guide

A quick reference guide to PTAC, VTAC & Built In thermostat features.



	GE RAK190V	GE RAK150VF2	Verdant VX3TWGEAXMF	Verdant VX3TWGEA
Best inverter performance	✓			
Energy management	✓		✓	✓
Infrared Occupancy sensing	✓		✓	✓
Remote Management			✓	✓
Programmable occupancy detection schedule	✓		✓	✓
Programmable day and time				
Wireless communication signal			✓	✓
Wired power only	✓	✓		
Wired or battery powered			✓	✓
Heat pump capable	✓	✓	✓	✓
Two speed fan	✓	✓	✓	✓
Manual changeover only		✓		
Auto or manual changeover	✓		✓	✓
California lighting compliant			✓	✓
Occupancy based makeup air	✓		✓	✓
Zoneline inverter compatible	✓	✓	✓	✓
Bacnet capable			✓	✓
RFID lock capable (additional fees apply)			✓	✓
PMS capable			✓	✓
SmartHQ™ capable	✓			

PROJECTED SPECIFICATIONS-SUBJECT TO CHANGE



Visit the Zonline Training Video Playlist.
Scan here for product information & troubleshooting recommendations.



GE APPLIANCES
a Haier company

AIR & WATER
S O L U T I O N S

GE is a trademark of the General Electric Company. Manufactured under trademark license.

GE Appliances has a policy of continuous improvement of its products and reserves the right to change materials and specifications without notice.

Appliance Park Louisville, KY 40225
geappliances.com
OTGEA7220299715