

200 mm



LED T8 Tube
Type B 17W 2200LM

Part #: 337692, 337837, 337844, 337846
USN #: 328548217, 328548219,
328548221, 328548223

⚠ WARNING:

WARNING - Risk of fire or electric shock. LED Retrofit Kit installation requires knowledge of luminaires electrical systems. If not qualified, do not attempt installation. Contact a qualified electrician.

AVERTISSEMENT - Risque d'incendie ou de choc électrique. Installation du kit de Retrofit LED exige une connaissance des systèmes électriques luminaires. Si vous n'êtes pas qualifié, ne tentez pas de l'installation. Contactez un électricien qualifié.

WARNING - Risk of fire or electric shock. Install this kit only in the luminaires that have the construction features and dimensions shown in the photographs and/or drawings and where the input rating of the retrofit kit does not exceed the input rating of the luminaire.

AVERTISSEMENT - Risque d'incendie ou de choc électrique. Installez ce kit dans les luminaires qui ont les caractéristiques de construction et les dimensions indiquées dans les photographies et / ou dessins et où la cote d'entrée du kit de modification ne dépasse pas la capacité d'entrée du luminaire.

Do not make or alter any open holes in an enclosure of wiring or electrical components during kit installation.

Ne pas agrandir ou modifier les trous ouverts au sein du câblage ou sur les composants électriques lors de l'installation du kit.

WARNING - To prevent wiring damage or abrasion, do not expose wiring to edges of sheet metal or other sharp objects.

AVERTISSEMENT - Pour éviter d'endommager le câblage ou à l'abrasion, ne pas exposer le câblage aux bords de tôle ou d'autres objets pointus.

Installers should not disconnect existing wires from lamp holder terminals to make new connections at lamp holder terminals. Instead installers should cut existing lamp holder leads away from the lamp holder and make new electrical connections to lamp holder lead wires by employing applicable connectors.

Les installateurs ne doivent pas débrancher les câbles existants de terminaux de support de lampe pour faire de nouvelles connexions dans les douilles. Au lieu installateurs doivent couper les câbles existants de terminaux de support de lampe et faire de nouvelles connexions électriques en utilisant des connecteurs applicables.

THIS RETROFIT ASSEMBLY IS ACCEPTED AS A COMPONENT OF A LUMINAIRE WHERE THE SUITABILITY OF THE COMBINATION SHALL BE DETERMINED BY UL OR AUTHORITIES HAVING JURISDICTION.

LE MONTAGE DU RETROFIT EST ACCEPTÉE COMME COMPOSANT D'UN LUMINAIRE OÙ LA PERTINENCE DE LA COMBINAISON SERA DÉTERMINÉE PAR L'UL OU LES AUTORITÉS AYANT LA JURIDICTION CORRESPONDANTE.

TYPE B LAMP - Intended for operation in luminaires with traditional fluorescent-type lampholders wired directly to the branch circuit. This includes both factory-wired luminaires as well as those converted for this purpose under a retrofit program.

THERE ARE LED TUBES, OPERATION INSTRUCTION AND FIELD APPLIED LABEL IN THIS RETROFIT KIT.

Exclusively Distributed By:
HD Supply
3400 Cumberland Blvd. SE
Atlanta, GA 30339
© 2024
Made in China

HD Supply is here to help.
Online Chat: hdsupplysolutions.com
Email: customercare@hdsupply.com
Call: 1-800-431-3000

-4-

140 mm



LED T8 Tube
Type B 17W 2200LM

Part #: 337692, 337837, 337844, 337846
USN #: 328548217, 328548219,
328548221, 328548223

INSTALLATION INSTRUCTIONS

1. Product Features

- UL certified
- Ballast bypass required.
- Full glass housing: no aging, yellowing, bending.

- Double ended:

- Product T8L-IDFH11-2200-4ft-ABA-72, T8L-IDFH11-2200-4ft-BBA-72, T8L-IDFH11-2200-4ft-CBA-72, T8L-IDFH11-2200-4ft-EBA-72 are listed on the DLC QPL.

2. Product Applications

Widely used in residential buildings, offices, shopping malls, supermarkets, hospitals, assembly lines, warehouses, etc. for energy saving illumination.

3. Installation Instructions

Please completely comply with these instructions and notes, to ensure that the product is operated in a safe condition.

⚠ Safety Precautions

For your and others' safety, please read the precaution carefully before installation:

- (1) Product should be installed by qualified electrician.
- (2) Switch off the power supply before commencing work, make sure correct connection before power on.
- (3) NOT FOR EMERGENCY LIGHTING.
- (4) Only use the control provided with or specified by these instructions to control this lamp. This lamp will not operate properly when connected to a standard (incandescent) dimmer or dimming control. Only operate with specific dimmer MEX_G1_NA_45W manufactured by Jiaying Super lighting.

The units covered by this report were intended to retrofit surface mount, Type IC or non-IC recessed mount listed fluorescent luminaires that use maximum 4 tubular lamp, the minimum lamp compartment dimensions are tabulated below:

Model Number	Minimum Lamp Compartment Dimensions [Length x Width x Height] [mm]	Lamp Quantity	Lamp-to-Lamp Spacing [cm]
T8L-IDFH11-2200-4ft-ABA-72	1230 x 340 x 45	4	3
T8L-IDFH11-2200-4ft-BBA-72			
T8L-IDFH11-2200-4ft-CBA-72			
T8L-IDFH11-2200-4ft-EBA-72			

Responsible Party:

Obert Inc.
1380 Charles Willard, Carson, CA 90746
1-626-250-7686

Unique Identifier: T8L-IDFH11-2200-4ft-ABA-72, T8L-IDFH11-2200-4ft-BBA-72, T8L-IDFH11-2200-4ft-CBA-72, T8L-IDFH11-2200-4ft-EBA-72

FCC Compliance Statement

Note: This equipment has been tested and found to comply with the limits for a Class B digital device, pursuant to part 15 of the FCC Rules. These limits are designed to provide reasonable protection against harmful interference in a residential installation. This equipment generates, uses and can radiate radio frequency energy and, if not installed and used in accordance with the instructions, may cause harmful interference to radio communications. However, there is no guarantee that interference will not occur in a particular installation. If this equipment does cause harmful interference to radio or television reception, which can be determined by turning the equipment off and on, the user is encouraged to try to correct the interference by one or more of the following measures:

- Reorient or relocate the receiving antenna.
- Increase the separation between the equipment and receiver.

Connect the equipment into an outlet on a circuit different from that to which the receiver is connected. Consult the dealer or an experienced radio/TV technician for help.

Warning: Any changes or modifications to this unit not expressly approved by the party responsible for compliance could void the user's authority to operate the equipment.

Exclusively Distributed By:
HD Supply
3400 Cumberland Blvd. SE
Atlanta, GA 30339
© 2024
Made in China

HD Supply is here to help.
Online Chat: hdsupplysolutions.com
Email: customercare@hdsupply.com
Call: 1-800-431-3000

-1-



LED T8 Tube
Type B 17W 2200LM

Part #: 337692, 337837, 337844, 337846
USN #: 328548217, 328548219,
328548221, 328548223

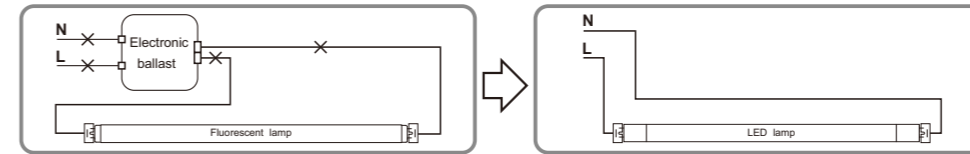
⚠ The below ballast wiring represents typical configuration.

The actual ballast wiring varies according to ballast model. It is not needed to change socket (if in good condition) to operate double ended lamps, regardless the type of sockets. Please make sure one side of fixture is connected to Live (L) and the other side to Neutral (N).

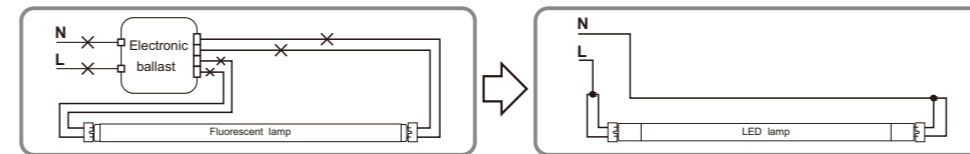
Ballast Bypass Wiring Instruction

Retrofit Luminaire with 1 Lamp

Instant Start

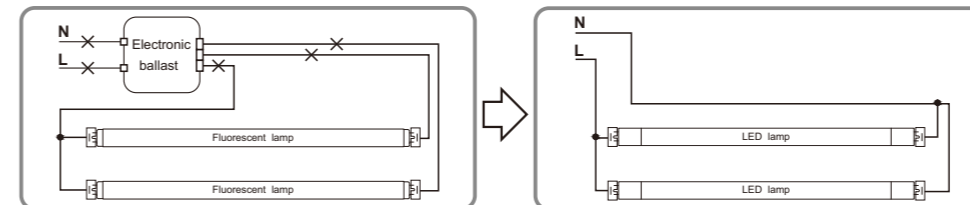


Program Start or Rapid Start

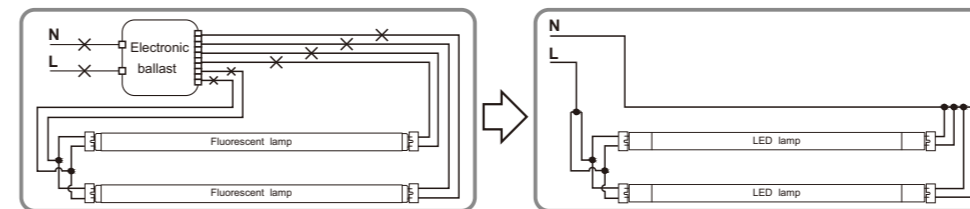


Retrofit Luminaire with 2 Lamps

Instant Start



Program Start or Rapid Start



Exclusively Distributed By:
HD Supply
3400 Cumberland Blvd. SE
Atlanta, GA 30339
© 2024
Made in China

HD Supply is here to help.
Online Chat: hdsupplysolutions.com
Email: customercare@hdsupply.com
Call: 1-800-431-3000

-2-

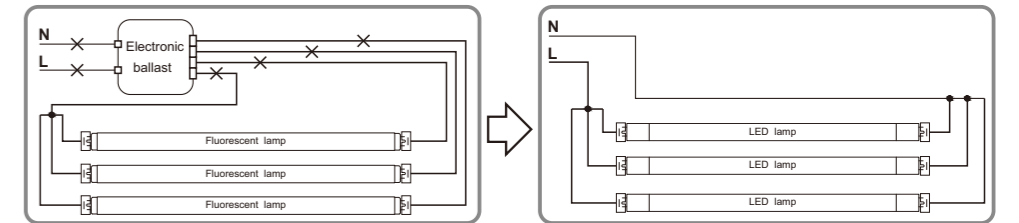


LED T8 Tube
Type B 17W 2200LM

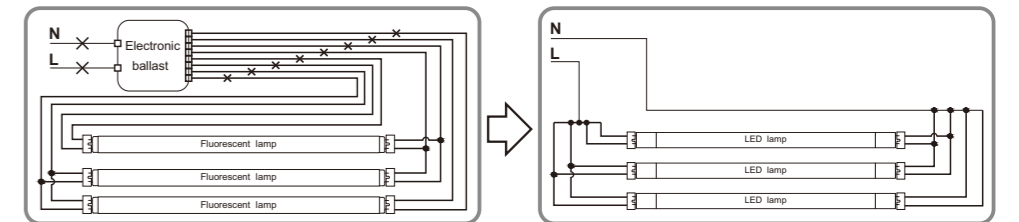
Part #: 337692, 337837, 337844, 337846
USN #: 328548217, 328548219,
328548221, 328548223

Retrofit Luminaire with 3 Lamps

Instant Start

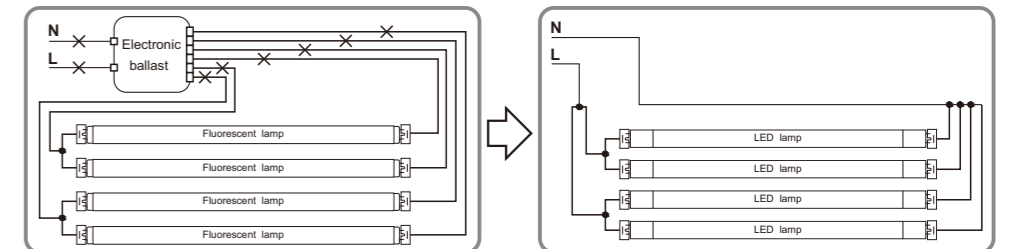


Program Start or Rapid Start

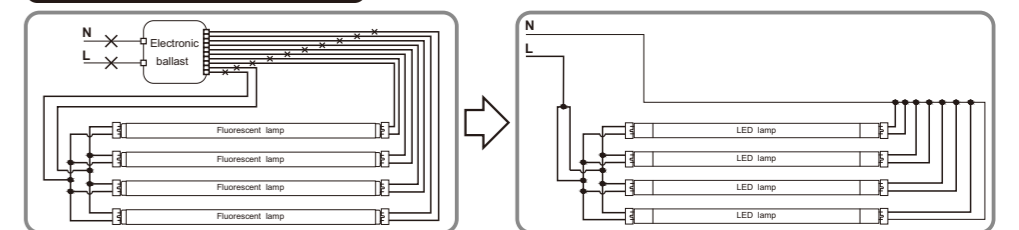


Retrofit Luminaire with 4 Lamps

Instant Start



Program Start or Rapid Start



Exclusively Distributed By:
HD Supply
3400 Cumberland Blvd. SE
Atlanta, GA 30339
© 2024
Made in China

HD Supply is here to help.
Online Chat: hdsupplysolutions.com
Email: customercare@hdsupply.com
Call: 1-800-431-3000

-3-