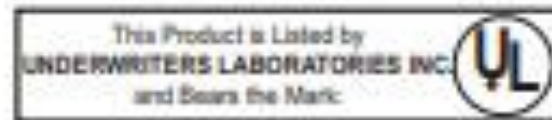


## FEATURES

- \* HIGH VISABILITY LENS
- \* CEILING OR WALL MOUNT
- \* UP TO FOUR SEGMENTED LAMPS
- \* LAMPS AVAILABLE IN VARIOUS COLORS



## GENERAL DESCRIPTION

The EEI model 900-151, 900-152, 900-153, 900-154 is a corridor dome light which allows the nursing personnel to see which room has placed a call and the status of that call with a glance down the corridor. This device can be ceiling or wall mounted.

## ENGINEERS' SPECIFICATIONS

- (1) The equipment described shall be manufactured and assembled entirely in the United States of America.
- (2) All lamps shall be an incandescent type. The lamps shall operate on 24 volts DC.
- (3) The lens shall attach securely to a two gang plate and should not require any tools to remove lens or replace the lamps.
- (4) The dome light shall be constructed on a 4 1/2" X 4 1/2" two gang plate without any subassemblies.
- (5) The dome light shall be designed to mount on either a single or two gang box.
- (6) The location of this device shall be as indicated on the prints \_\_\_\_\_ inches above the finished floor.
- (7) The dome light shall conform to Underwriters' Laboratory, Inc. listed (U.L. 1069) Standard..

## MODELS

900-151 - 1 Lamp (White)  
900-152 - 2 Lamps (White-Red)

900-153 - 3 Lamps (White-Green-Red)  
900-154 - 4 Lamps (White-Amber-Green-Red)

## USEABLE BACK BOXES FOR NEW CONSTRUCTION

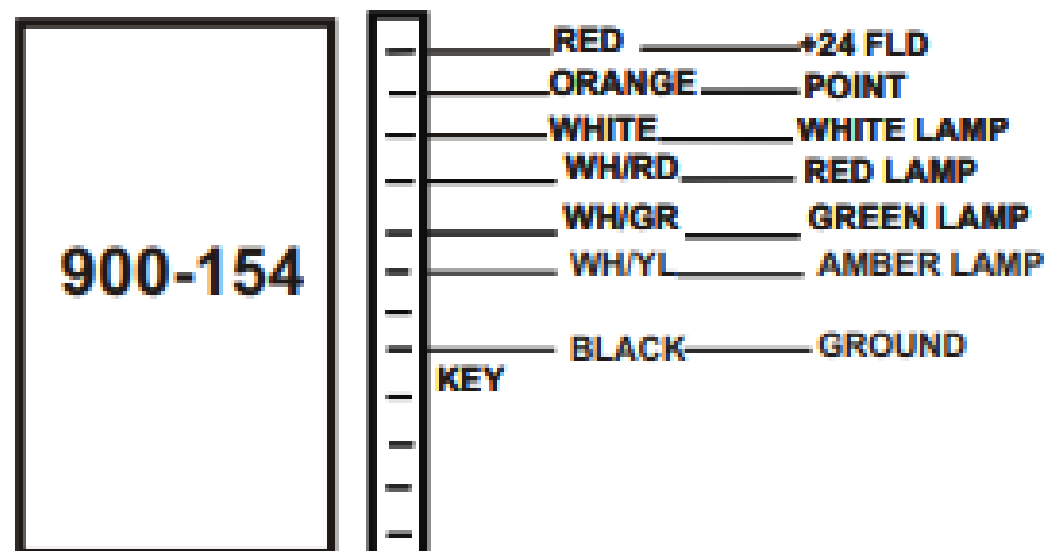
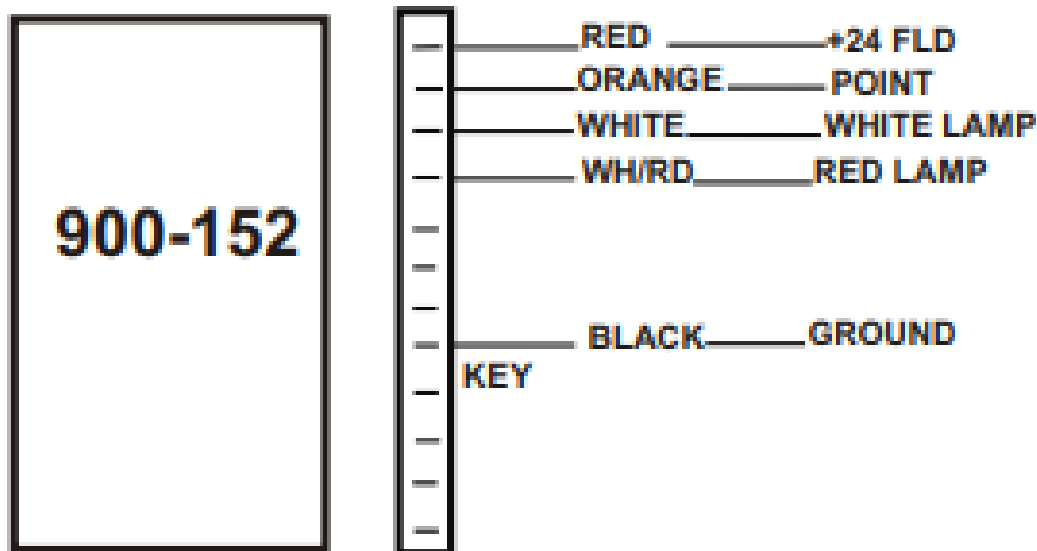
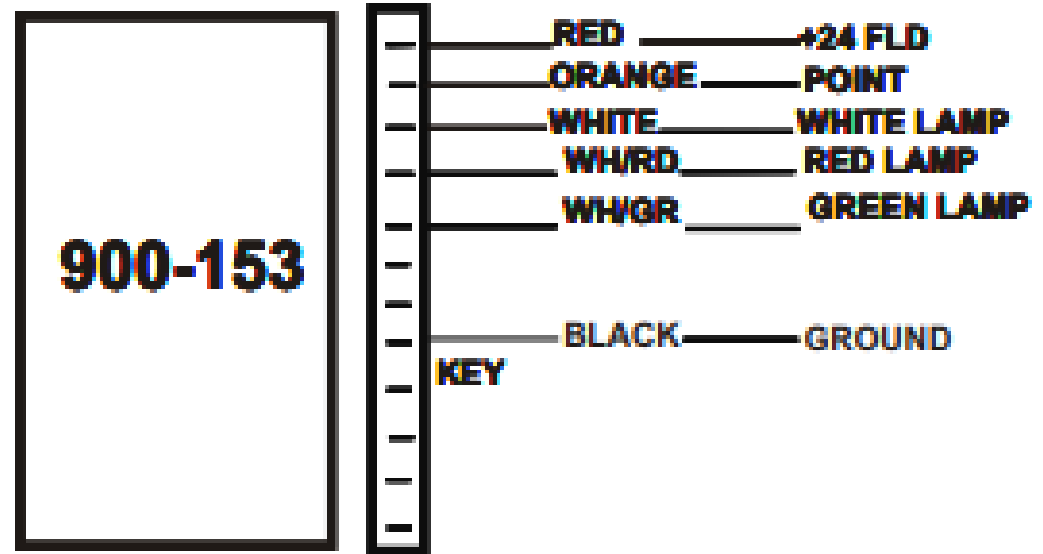
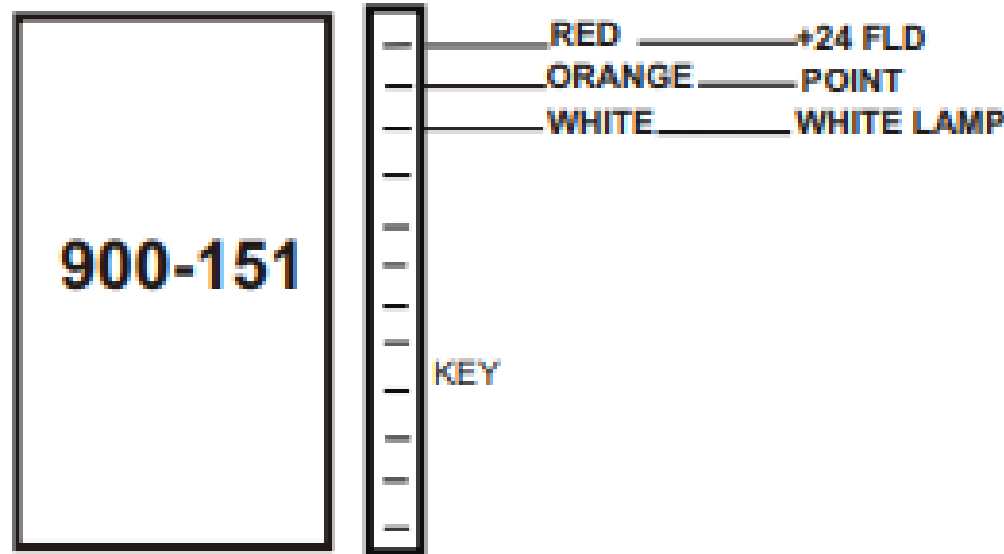
Steel City - 225-G, 2G4D, or any type four inch square box with a single or two gang plaster ring.

# ACCESSORIES

100-009 - 24 VDC BULB FOR 900-120  
 100-372 - 24 VDC BULB FOR 900-121-122-123  
 100-219 - BULB DIVIDER  
 100-047 - DOME LENS

100-455 - RED BULB COVER  
 100-456 - BLUE BULB COVER  
 100-457 - GREEN BULB COVER  
 100-458 - AMBER BULB COVER  
 100-397 - BUZZER (ADD - B FOR OPTION)

## WIRING DIAGRAM



## ELECTRICAL CHARACTERISTICS

24VDC  
 100 mA PER BULB