


52" Hugger Fan



P2525-09 Brushed Nickel



Cherry

Natural Cherry

P2525-20 White



White

White



ENERGY INFORMATION AT HIGH SPEED

Airflow	3,229 cubic feet per minute
Electricity Use	56 watts (excludes lights)
DOE Weighted CFM/W	58 CFM/W

FEATURES


- 15-year limited warranty
- Hugger low profile mounting
- AC Motor
- Compatible with universal light kits
- Cannot be used with remote control
- Add a P2630-30 or P2630-95 wall control

SIZE

52" dia., 8-1/8" ht.



42" Hugger Fan




P2524-09 Brushed Nickel



Cherry

Natural Cherry

P2524-30 White



White

White



ENERGY INFORMATION AT HIGH SPEED

Airflow	2,639 cubic feet per minute
Electricity Use	44 watts (excludes lights)
DOE Weighted CFM/W	72 CFM/W

FEATURES

- 15-year limited warranty
- Hugger low profile mounting
- AC Motor
- Compatible with universal light kits
- Cannot be used with remote control
- Add a P2630-30 or P2630-95 wall control

SIZE

42" dia., 8-5/16" ht.

