


# WaterHog<sup>®</sup> Mats

## Scraper/Wiper Mats • Indoor/Outdoor

WaterHog mats are durable, stain-resistant mats with a unique bi-level design that traps dirt and moisture, keeping your floors clean, dry, and safe. The standard WaterHog mat features a classic waffle pattern.


- **Clean & Dry** – Bi-level surface effectively scrapes dirt and moisture from shoes, trapping it beneath shoe level to prevent tracking; water dam border holds moisture keeping it off your floors (WaterHog mats can hold up to 1.5 gallons of water per square yard)
- **Durable** – Reinforced rubber nubs prevent pile from crushing and extend the performance life of the mat
- **Fade & Stain Resistant** – Solution-dyed PET fabric (24 ounces per square yard) is resistant to staining, dries quickly, and will not fade or rot
- **Safe** – Beveled edges provide a safe transition from floor to mat; certified high-traction by the National Floor Safety Institute (NFSI)
- **Eco-Friendly** – SBR rubber backing contains 20% post-consumer recycled rubber from car tires; PET surface is made from 97% recycled content reclaimed from plastic
- Available in 12 colors with choice of classic rubber border or fashion fabric border
- Feature 78-mil SBR rubber with universal cleated backing or smooth backing



Bluestone



Bordeaux



Camel




Charcoal



Dark Brown



Evergreen



Medium Blue




Medium Brown



Medium Grey



Navy



Red/Black



Solid Red\*

\*This color is available in 3' and 4' widths only.

Colors may vary due to inconsistencies of various display monitors or printers (if you're viewing a printed version of this document). Color images are intended to be used as a guide only.

# WaterHog® Mats

Scraper/Wiper Mats • Indoor/Outdoor



## 3/8" Product No. 200 (classic border)

Size (ft.)	Size (in.)	Shipping Weight
18" x 27"	18" x 27"	4 lbs.
2' x 3'	23" x 35"	6 lbs.
3' x 4'	35" x 45"	10 lbs.
3' x 5'	35" x 58"	13 lbs.
3' x 8'	35" x 96"	18 lbs.
3' x 10'	35" x 116"	22 lbs.
3' x 12'	35" x 142"	26 lbs.
3' x 16'	35" x 189"	35 lbs.
3' x 20'	35" x 236"	44 lbs.
4' x 6'	45" x 69"	20 lbs.
4' x 8'	45" x 96"	25 lbs.
4' x 10'	45" x 116"	31 lbs.
4' x 12'	45" x 142"	35 lbs.
4' x 16'	45" x 189"	47 lbs.
4' x 20'	45" x 236"	59 lbs.
6' x 8'	70" x 95"	35 lbs.
6' x 12'	70" x 142"	52 lbs.
6' x 16'	70" x 189"	60 lbs.
6' x 20'	70" x 236"	87 lbs.

**Note:** Available in custom sizes with widths of 3' (35"), 4' (45"), 6' (70") and whole foot lengths up to 60'.

Mats up to 40' are available with smooth and universal cleated backing options.  
Mats over 40' are available in smooth backing only.

Mat sizes are approximate as rubber shrinks and expands in conjunction with temperature and time.  
Tolerable manufacturing size variance is 3-5%.

## 3/8" Product No. 280 (fashion border)

Size (ft.)	Size (in.)	Shipping Weight
18" x 27"	18" x 27"	4 lbs.
2' x 3'	23" x 35"	6 lbs.
3' x 4'	35" x 45"	10 lbs.
3' x 5'	35" x 59"	13 lbs.
3' x 8'	35" x 96"	18 lbs.
3' x 10'	35" x 116"	22 lbs.
3' x 12'	35" x 142"	26 lbs.
3' x 16'	35" x 189"	35 lbs.
3' x 20'	35" x 235"	44 lbs.
4' x 6'	45" x 69"	20 lbs.
4' x 8'	45" x 96"	25 lbs.
4' x 10'	45" x 116"	31 lbs.
4' x 12'	45" x 142"	35 lbs.
4' x 16'	45" x 189"	47 lbs.
4' x 20'	45" x 235"	59 lbs.
6' x 8'	70" x 95"	35 lbs.
6' x 12'	70" x 142"	52 lbs.
6' x 16'	70" x 189"	60 lbs.
6' x 20'	70" x 235"	87 lbs.

**Note:** Available in custom sizes with widths of 3' (35"), 4' (45"), 6' (70") and whole foot lengths up to 60'.

Mats up to 40' are available with smooth and universal cleated backing options.  
Mats over 40' are available in smooth backing only.

Mat sizes are approximate as rubber shrinks and expands in conjunction with temperature and time.  
Tolerable manufacturing size variance is 3-5%.

Classic Rubber Border

Fashion Fabric Border

